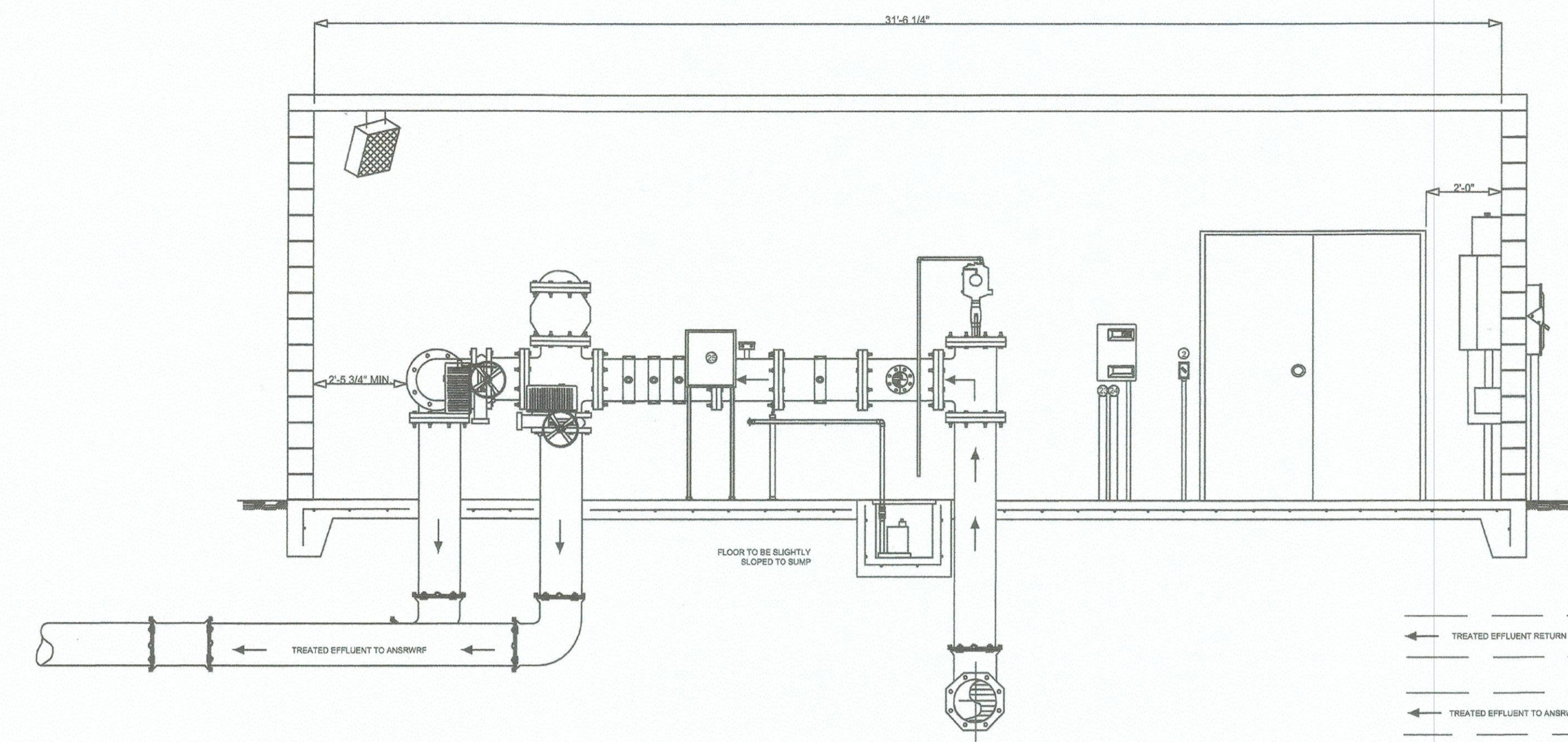
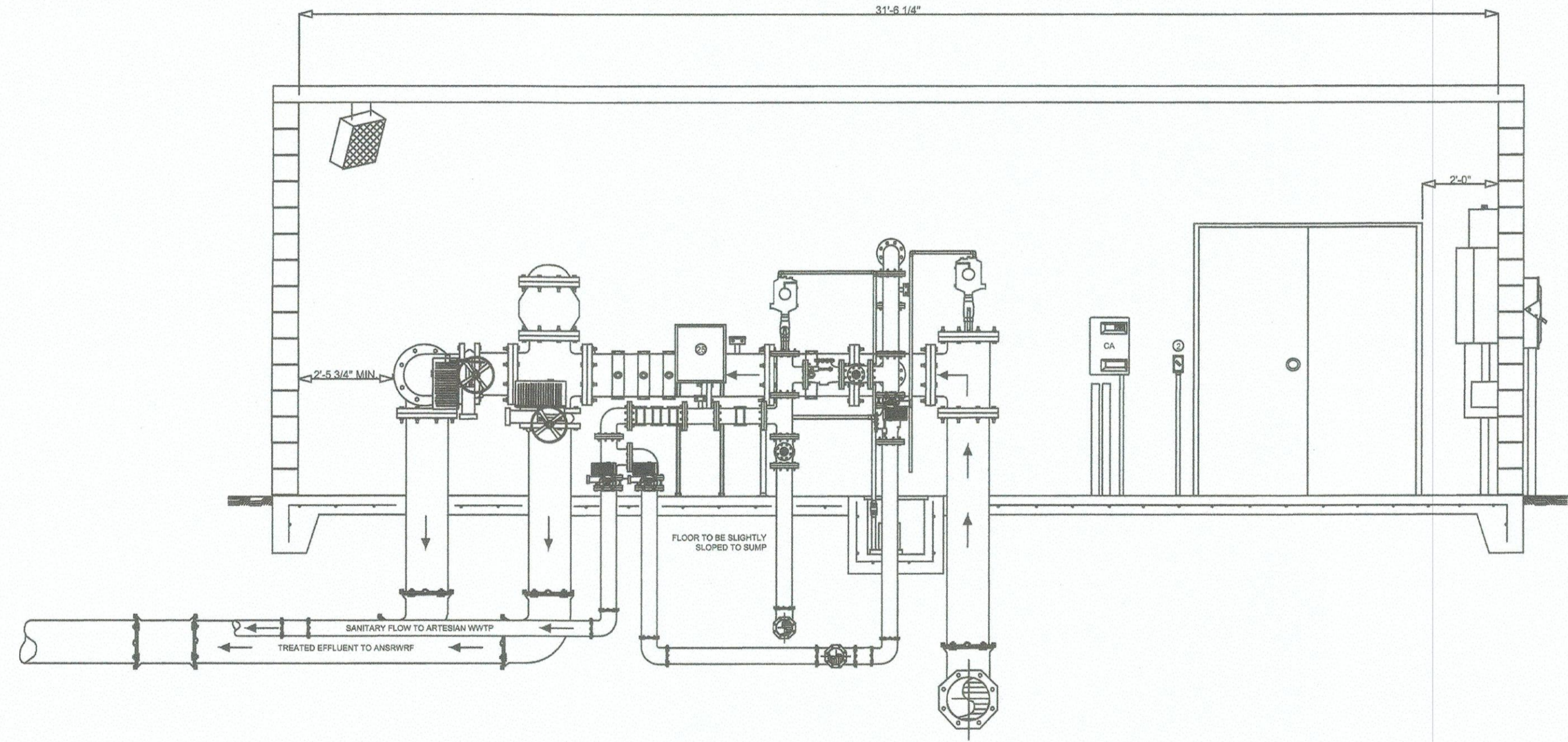
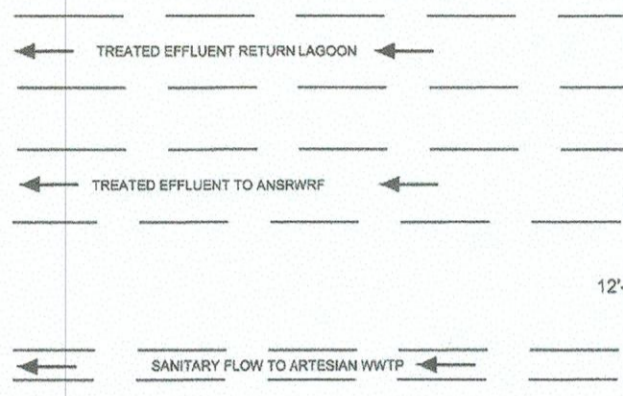


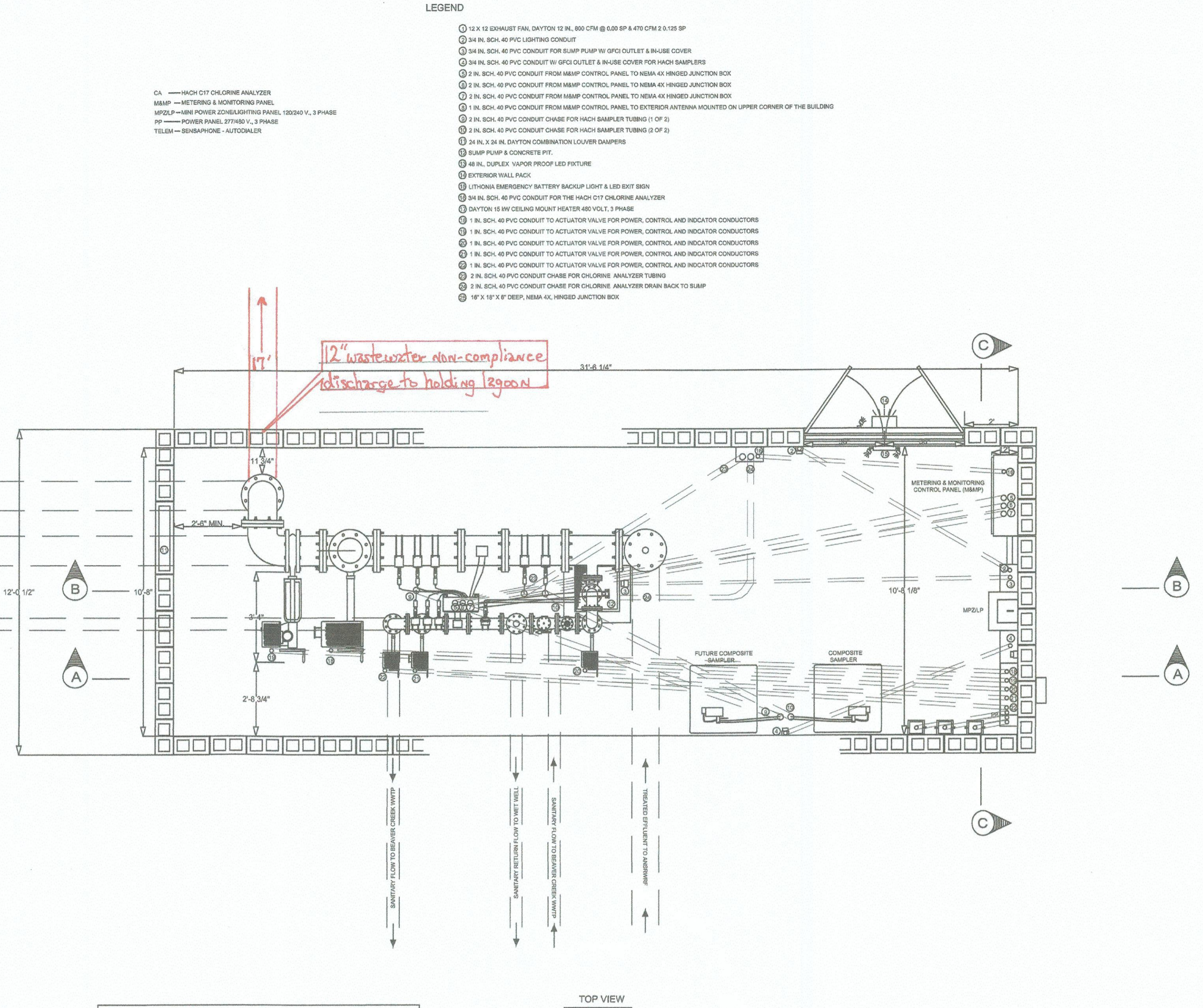
G:\BNO_PROJECTS\300 SUSSEX COUNTY WASTEWATER\BROOKS 700 US SUSSEX COUNTY WASTEWATER\Allen Harim Final 2.dwg, A-1, 10/23/2018 3:49:54 PM



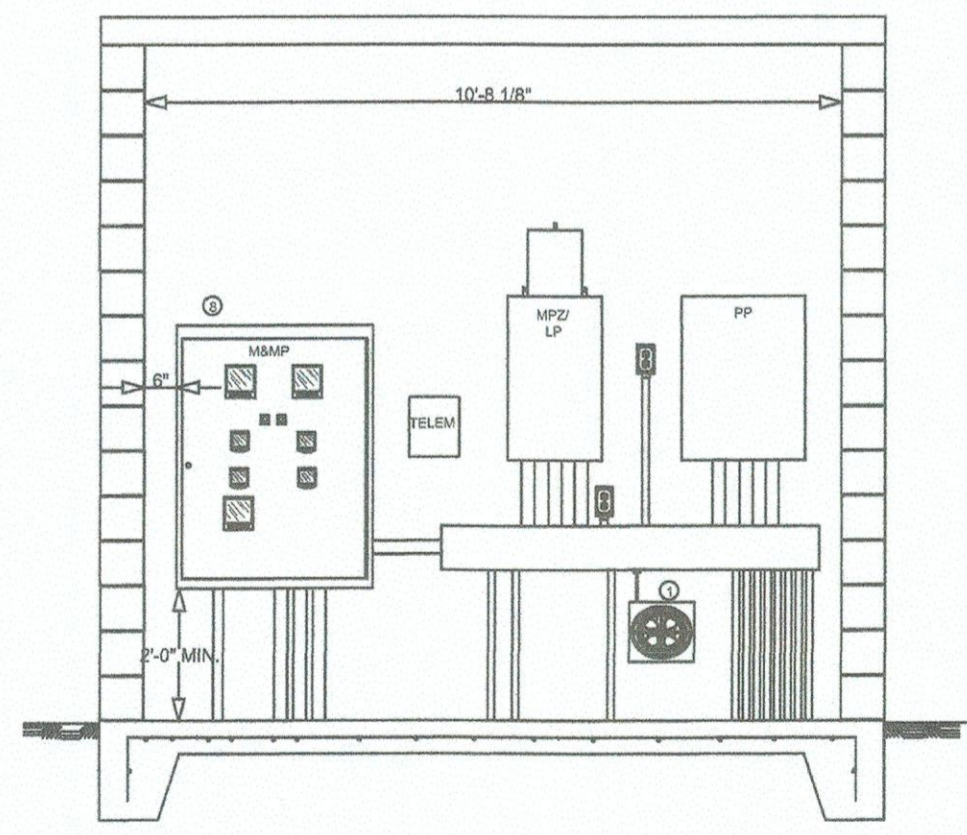
SIDE VIEW 12 INCH DIP
SECTION B-B



SIDE VIEW 4 & 12 INCH DIP
SECTION A-A




TOP VIEW



END VIEW
SECTION C-C

- LEGEND**
- ① 12 X 12 EXHAUST FAN, DAYTON 12 IN. 800 CFM @ 4.00 SP & 470 CFM @ 2.125 SP
 - ② 3/4 IN. SCH. 40 PVC LIGHTING CONDUIT
 - ③ 3/4 IN. SCH. 40 PVC CONDUIT FOR SLUMP PUMP W/ GFCI OUTLET & W/USE COVER
 - ④ 2 1/2 IN. SCH. 40 PVC CONDUIT W/ GFCI OUTLET & W/USE COVERS FOR HACH SAMPLERS
 - ⑤ 2 IN. SCH. 40 PVC CONDUIT FROM MAMP CONTROL PANEL TO NEMA 4X HINGED JUNCTION BOX
 - ⑥ 2 IN. SCH. 40 PVC CONDUIT FROM MAMP CONTROL PANEL TO NEMA 4X HINGED JUNCTION BOX
 - ⑦ 2 IN. SCH. 40 PVC CONDUIT FROM MAMP CONTROL PANEL TO NEMA 4X HINGED JUNCTION BOX
 - ⑧ 1 IN. SCH. 40 PVC CONDUIT FROM MAMP CONTROL PANEL TO EXTERIOR ANTENNA MOUNTED ON UPPER CORNER OF THE BUILDING
 - ⑨ 2 IN. SCH. 40 PVC CONDUIT CHASE FOR HACH SAMPLER TUBING (2 OF 2)
 - ⑩ 2 IN. SCH. 40 PVC CONDUIT CHASE FOR HACH SAMPLER TUBING (2 OF 2)
 - ⑪ 2 1/2 IN. X 3/4 IN. DAYTON COMBINATION LOUVER DAMPERS
 - ⑫ 2 1/2 IN. SCH. 40 PVC CONDUIT CHASE FOR CHLORINE ANALYZER TUBING
 - ⑬ 2 IN. SCH. 40 PVC CONDUIT CHASE FOR CHLORINE ANALYZER DRAWN BACK TO SLUMP
 - ⑭ 18" X 18" X 6" DEEP, NEMA 4X HINGED JUNCTION BOX
 - ⑮ HACH C17 CHLORINE ANALYZER
 - ⑯ MAMP - METERING & MONITORING PANEL
 - ⑰ MPP - MAIN POWER CONTROL LIGHTING PANEL, 120/240 V, 3 PHASE
 - ⑱ PP - POWER PANEL, 377460 V, 3 PHASE
 - ⑲ TELEM - TELEPHONE - AUTODIALER
 - ⑳ 12 X 12 EXHAUST FAN, DAYTON 12 IN. 800 CFM @ 4.00 SP & 470 CFM @ 2.125 SP
 - ㉑ 3/4 IN. SCH. 40 PVC LIGHTING CONDUIT
 - ㉒ 3/4 IN. SCH. 40 PVC CONDUIT FOR SLUMP PUMP W/ GFCI OUTLET & W/USE COVER
 - ㉓ 2 1/2 IN. SCH. 40 PVC CONDUIT W/ GFCI OUTLET & W/USE COVERS FOR HACH SAMPLERS
 - ㉔ 2 IN. SCH. 40 PVC CONDUIT FROM MAMP CONTROL PANEL TO NEMA 4X HINGED JUNCTION BOX
 - ㉕ 2 IN. SCH. 40 PVC CONDUIT FROM MAMP CONTROL PANEL TO NEMA 4X HINGED JUNCTION BOX
 - ㉖ 2 IN. SCH. 40 PVC CONDUIT FROM MAMP CONTROL PANEL TO NEMA 4X HINGED JUNCTION BOX
 - ㉗ 1 IN. SCH. 40 PVC CONDUIT FROM MAMP CONTROL PANEL TO EXTERIOR ANTENNA MOUNTED ON UPPER CORNER OF THE BUILDING
 - ㉘ 2 IN. SCH. 40 PVC CONDUIT CHASE FOR HACH SAMPLER TUBING (2 OF 2)
 - ㉙ 2 IN. SCH. 40 PVC CONDUIT CHASE FOR HACH SAMPLER TUBING (2 OF 2)
 - ㉚ 2 1/2 IN. X 3/4 IN. DAYTON COMBINATION LOUVER DAMPERS
 - ㉛ 2 IN. SCH. 40 PVC CONDUIT CHASE FOR CHLORINE ANALYZER TUBING
 - ㉜ 2 IN. SCH. 40 PVC CONDUIT CHASE FOR CHLORINE ANALYZER DRAWN BACK TO SLUMP
 - ㉝ 18" X 18" X 6" DEEP, NEMA 4X HINGED JUNCTION BOX
 - ㉞ HACH C17 CHLORINE ANALYZER
 - ㉟ MAMP - METERING & MONITORING PANEL
 - ㊱ MPP - MAIN POWER CONTROL LIGHTING PANEL, 120/240 V, 3 PHASE
 - ㊲ PP - POWER PANEL, 377460 V, 3 PHASE
 - ㊳ TELEM - TELEPHONE - AUTODIALER
 - ㊴ 12 X 12 EXHAUST FAN, DAYTON 12 IN. 800 CFM @ 4.00 SP & 470 CFM @ 2.125 SP
 - ㊵ 3/4 IN. SCH. 40 PVC LIGHTING CONDUIT
 - ㊶ 3/4 IN. SCH. 40 PVC CONDUIT FOR SLUMP PUMP W/ GFCI OUTLET & W/USE COVER
 - ㊷ 2 1/2 IN. SCH. 40 PVC CONDUIT W/ GFCI OUTLET & W/USE COVERS FOR HACH SAMPLERS
 - ㊸ 2 IN. SCH. 40 PVC CONDUIT FROM MAMP CONTROL PANEL TO NEMA 4X HINGED JUNCTION BOX
 - ㊹ 2 IN. SCH. 40 PVC CONDUIT FROM MAMP CONTROL PANEL TO NEMA 4X HINGED JUNCTION BOX
 - ㊺ 2 IN. SCH. 40 PVC CONDUIT FROM MAMP CONTROL PANEL TO NEMA 4X HINGED JUNCTION BOX
 - ㊻ 1 IN. SCH. 40 PVC CONDUIT FROM MAMP CONTROL PANEL TO EXTERIOR ANTENNA MOUNTED ON UPPER CORNER OF THE BUILDING
 - ㊼ 2 IN. SCH. 40 PVC CONDUIT CHASE FOR HACH SAMPLER TUBING (2 OF 2)
 - ㊽ 2 IN. SCH. 40 PVC CONDUIT CHASE FOR HACH SAMPLER TUBING (2 OF 2)
 - ㊾ 2 1/2 IN. X 3/4 IN. DAYTON COMBINATION LOUVER DAMPERS
 - ㊿ 2 IN. SCH. 40 PVC CONDUIT CHASE FOR CHLORINE ANALYZER TUBING
 - Ⓚ 2 IN. SCH. 40 PVC CONDUIT CHASE FOR CHLORINE ANALYZER DRAWN BACK TO SLUMP
 - Ⓛ 18" X 18" X 6" DEEP, NEMA 4X HINGED JUNCTION BOX
 - Ⓜ HACH C17 CHLORINE ANALYZER
 - Ⓨ MAMP - METERING & MONITORING PANEL
 - Ⓩ MPP - MAIN POWER CONTROL LIGHTING PANEL, 120/240 V, 3 PHASE
 - ⓐ PP - POWER PANEL, 377460 V, 3 PHASE
 - ⓑ TELEM - TELEPHONE - AUTODIALER

RECORD DRAWING



ARTESIAN
ARTESIAN WASTEWATER MANAGEMENT, INC.
664 Churchmans Road
Newark, Delaware 19702
P.O. Box 15004, Wilmington, Delaware 19850
Phone: (302) 453-6900 Fax: (302) 453-5800

REVISIONS	DESCRIPTION	BY	DATE

Date: 10/23/18	Checked By: SS	Sheet: A-1
Scale: 3/8" = 1'	Page & Grid:	Hundred: BROADKILL
Drawn By: SS	CAD File: Allens harim Conceptual Final 2.dwg	Budget No. 3002573

PROPOSED METERING & MONITORING BUILDING
ALLEN-HARIM LLC, HARBESON
SUSSEX COUNTY STATE OF DELAWARE