

**THE TOWNES AT BAYSHORE VILLAGE
COMMUNITY MARINA**

OPERATION & MAINTENANCE PLAN

October 15, 2019

Prepared for:

THE TOWNES AT BAYSHORE VILLAGE CONDOMINIUM ASSOCIATION

c/o Christopher At Millville LLC.
10461 White Granite Drive, Suite 103
Oakton, VA 22124
703-352-5950

Prepared by:

ENVIRONMENTAL RESOURCES, INC.

38173 DuPont Boulevard
P. O. Box 169
Selbyville, DE 19975
302-436-9637

ERI Project No. 0736#0829




TABLE OF CONTENTS

Introduction and Marina Site History

General Marina Information

- A) Facility Name and Address
- B) Name of Owner and Operator Including Contact Information
- C) Personnel Contact Information
- D) Emergency Numbers
 - Responsible personnel numbers (home, office, cell)
 - Emergency response team numbers (fire station, coast guard, ambulance, etc.)
 - Event Response Numbers

Part I: Marina Overview

- A) As-built plan for the marina and basic information about marina facilities and equipment
- B) Water Depths
- C) Slip Capacity--number and size (dry and wet)
- D) MSD types and numbers
- E) Fueling Location and Rules
- F) Sanitation Location and Rules
- G) Seasonal Wet Storage Reduction Plan

Part II: Pumpout Compliance

- A) Pumpout Operations and Procedures
- B) Number and types of MSD's on vessels
- C) Pumpout Sharing Agreement
- D) State of Delaware Pumpout Law

Part III: Stormwater Management

- A) Stormwater Management Practices/Plan

Part IV: Materials and Waste Management


- A) Handling, Storage and Disposal of Materials and Waste

Part V: Emergency Planning

- A) Emergency Numbers
- B) Fuel/Oil Spill Prevention and Containment Practices
- C) Sewage Spill Prevention and Containment Practices
- D) Fire
- E) Hurricane/Severe Weather

Part VI: Marina Rules and Regulations and General Guidance

- A) Marina Rules and Regulations for Boaters
- B) Fenwick Light Community Marina Clean Marina Boating Tips
- C) State of Delaware Fish Waste Policy



INTRODUCTION

The Townes At Bayshore Village Condominium Association in association with the developer Christopher At Millville, LLC. obtained necessary authorizations from the Delaware Department of Natural Resources and Environmental Control (DNREC) to moor 18 vessels and operate The Townes At Bayshore Village Community Marina. The facility consists of 700 linear feet of bulkheaded lagoon frontage. The property has lagoon frontage along its east, north and west sides. A 6'x24' pier is located at the head of the east and west lagoons. At the head of the lagoons associated with the piers are a total of five 10,000lb. capacity boat lifts. The remaining 13 vessels in the community are located at dedicated 12'x 24' mooring spaces along the bulkheads. A 6 foot wide boardwalk is provided landward of the bulkhead. Water and electric service is provided dockside. Marina signage and a dock box containing an emergency spill kit is located at the head of the west lagoon. Use of a marine pumpout station has been contracted with the nearby Sharks Cove Marina which shall be used as needed by marina occupants.

In order to comply with requirements and special permit conditions of authorizations obtained from the Delaware Department of Natural Resources & Environmental Control (DNREC), this Operation and Maintenance Plan (O&M Plan) has been developed. The O&M Plan serves to describe the facility, define how the facility will be operated utilizing best management practices, and provide rules and procedures for users of the facility. The goal of the O&M Plan is to protect the water quality of Little Assawoman Bay and surrounding inland bay waters and to ensure that the marina is operated in a safe manner. Electric and water service will be provided dockside to each slip by shared utility pedestals.

The owner/operator of the marina facility is required to:

1. Update and submit the O&M Plan to DNREC for re-approval every three years from the date DNREC approves the facility as fit for operation or upon transfer of ownership of the facility;
2. Insure that the facility is operated and maintained as specified by the DNREC-approved O&M Plan and in a manner which protects the health, safety and welfare of marina employees, tenants and members of the general public;
3. Insure that the facility is operated in compliance with Conditions of DNREC permits and leases;
4. Insure that marina tenants comply with the O&M Plan;
5. Provide copies of the O&M Plan to all marina tenants; and
6. Take appropriate action to deal with marina tenants who violate the O&M Plan.



GENERAL MARINA INFORMATION

A) Facility Name and Address

The Townes At Bayshore Village Community Marina
Parcel 3.02, Tax Map 134-23.00
Baltimore Hundred, Sussex County, Delaware

B) Name of Owner

Lighthouse Cove Investors, LLC
P.O. Box 18 / 10461 White Granite Drive, Suite 103
Georgetown, DE 19947
Phone: 302-352-5950

Name of Operator

Christopher A Havenner
Christopher At Millville, LLC at Millville, LLC
Phone: 703-352-5950

C) Personal Contact Information

Harbormaster/The Townes At Bayshore Village Community Marina
Attention: Mr. Craig Havenner Oakton, VA 22124


D) Emergency Numbers

Responsible Personnel:

Mr. Craig Havenner, 703-352-5950
The Townes At Bayshore Village Community Marina Harbormaster

Emergency Response Numbers:

Police/Fire/Ambulance 911
U.S. Coast Guard Search & Rescue 302-227-2121
DNREC Emergency Response Team/Marina Police 800-662-8802



In the event of a fuel, oil or sewage spill or fire, reporting contact numbers are:

Townes At Bayshore Village Community Marina Harbormaster 703-352-5950
Police/Medical/Fire Emergency 911
Local fire company 302-732-6151
State Police (Non-emergency) 302-855-2980
U.S. Coast Guard 302-227-2121
DNREC Emergency Response Team/Marina Police 800-662-8802
DNREC Inland Bays Pollution Reporting Hotline 800-523-3336
Sussex County Operations Center (severe weather) 302-855-7804

PART I: MARINA OVERVIEW

A) Plans

The Community Docking Plan for The Townes At Bayshore Village as prepared by Civil Engineering Associates, LLC. is included in **Exhibit A** of the O&M Plan.

B) Location and Water Depths

Location 38.452509°N 75.057449°W
Local Range of Tides
Elevation +0.8 mean high water
Elevation 0.0' mean low water (NAVD 88 DATUM)
Elevation of community dock +/- 3.0'
Design depth of marina Elevation -3.5' or greater

C) Slip Capacity & Marina Configuration

The Fenwick Light Community Marina has been authorized by DNREC to moor 18 recreational wet slip berths located along 700 linear feet of bulkhead lagoons which include 5 boat lifts. A 6'x24' pier is located at the head of the east and west lagoons. At the head of the lagoons associated with the piers are a total of five 10,000lb. capacity boat lifts. In addition to the boat lifts, an additional 13 vessels will be located at dedicated 12' x 24' mooring spaces along the bulkheads. A 6 foot wide boardwalk is provided landward of the bulkhead. Water and electric service is provided dockside. Marina signage and a lock box containing an emergency spill kit is located at the head of the west lagoon. Use of a marine pumpout station has been contracted with the nearby Sharks Cove Marina which shall be used as needed by marina occupants.

D) MSD Types & Numbers

Unknown at this time, records to be kept by operator based upon future marina tenant records

E) Fueling Location, Rules and Procedures

The marina does not contain fueling facilities.

Marina tenants are advised that fueling by commercial distributors is not permitted without permission and direct supervision by the Harbormaster who oversees safety precautions.

When fuel is carried on board, it should only be done so in an approved container or in a portable tank as provided for outboard engines, and should be safely stowed outside of engine or living compartments.

Fueling should not be done at night except under well-lighted conditions.

OCT 29 2019

gc

The quantity of fuel to be taken aboard into fuel tanks should be determined beforehand in order to avoid overfilling.

Tanks should never be completely filled. A minimum of 10% of tank space should be allowed for fuel expansion.

After fueling, any spillage should be wiped up. Place contaminated material in a sealed plastic bag, then dispose of on shore in the marina trash receptacle.

F) Sanitation Location

A portable sewage pumpout station for vessels is located in the marina shed located next to the community dock. Marina tenants shall use the shore side bathroom facilities at their homes whenever possible.

Tenants are advised by this O&M Plan that the discharge, by any means, of untreated or inadequately treated vessel sewage into or upon the waters of any marina, boat docking facility or tidal water of the State is prohibited by Delaware law. Violation is punishable by a minimum \$1,000 fine and up to a \$25,000 fine per violation.

G) Seasonal Wet Storage Reduction Plan

The Townes At Bayshore Village Community Marina will not moor live-aboard vessels or vessels which are expected to require year-round mooring. Removal of vessels for winter storage will be encouraged by December 1. Spring launching will be encouraged after April 1. Special provisions for maintaining vessels within the marina for sporting or other similar purpose will be on a case-by-case basis with the permission of the Harbormaster. Any vessels moored at the marina which are not properly maintained and inspected by their owner or which, in the sole discretion of the owner or Harbormaster, present a threat to the health or safety of the public or the environment may be removed by the owner at the cost of the tenant. Reasonable notice depending on circumstances shall be given to the tenant prior to removal of the vessel.

OCT 29 2019



PART II: PUMPOUT COMPLIANCE

- A) Notice of the marine pumpout location is also provided by providing this O&M Plan to all residents. Notice of the marine pumpout and Delaware pumpout regulations will also be posted on marina signage along with notice of penalties for noncompliance.

Pumpout Operations

Pumpout Procedures:

1. Remove cap from the waste fitting on the boat;
2. Attach a suitable adapter to the dock fitting and hand tighten;
3. Place coupler over the adapter and lock;
4. Open valve;
5. Start pump;
6. If using a suction nuzzle, insert it into the deck fitting (do not twist). Hold in place until pumpout is complete;
7. Observe pumpout through sight glass;
8. If rinse is desired, flush with fresh water (If potable water source is used for rinse, be certain that a back flow prevention device is installed on the water service line.);
9. Pump out rinse water. Close the valve and return hose and adapter;
10. Stop the pump.

Maintenance Procedures: Major maintenance procedures and winter storage are the responsibility of the marina operator. However, the following minimum maintenance will be required in all cases by individual users of pump station facilities:

1. Hoses should be flushed daily by pumping clean water through the system and emptying it into the disposal system. Never discharge flush water onto the ground or into the water;
2. Disinfect the suction connection by dipping in bleach or spraying with a disinfectant after each use.

OCT 29 2019



- B) The number and types of MSD's aboard vessels at The Townes At Bayshore Village Community Marina is unknown at this time. Records will be kept by the operator based upon future tenant agreements.

C) State of Delaware Pumpout Law

The State of Delaware laws pertaining to marina operations provide pumpout facilities and laws prohibiting the discharge of untreated or inadequately treated vessel sewage.

State Law on Vessel Sewage Discharge

7 Delaware Code Chapter 60 § 6035
Vessel sewage discharge

- (a) Marina owners/operators for marinas that are located in whole or in part on tidal waters of the State, and that provide dockage for vessels with a portable toilet(s) or Type III marine sanitation devise(s) (MSD), shall provide convenient access, as determined by the Department, in an approved, fully operable and well maintained pumpout facility(ies) and/or dump station(s) for the removal of sewage from said vessels to a Department approved sewage disposal system.
- (b) (1) Owners/operators may agree to pool resources for a single pumpout dump station with Departmental approval based on criteria of number and class of vessels, marina locations, cost per pumpout use, and ultimate method of sewage treatment and disposal (i.e., septic system or waste water treatment facility).
- (2) The owner/operator of any boat docking facility that is located in whole or in part on tidal waters of the State, and that provides dockage for a live-aboard vessel(s) with a Type III marine sanitation device(s), shall install and maintain at all times, in a fully operable condition, an approved dedicated pumpout facility at each live-aboard vessel slip for the purpose of removing sewage from the live-aboard vessel on a continuous or automatic, intermittent basis to a Department approved sewage disposal system.
- (3) Any discharge, by any means, of untreated or inadequately treated vessel sewage into or upon the waters of any marina, boat docking facility or tidal water of the State is prohibited.
- (4) All vessels while on waters of the State shall comply with 33 U.S.C. § 1322, as amended February 4, 1987.
- (5) The Secretary shall have authority to adopt reasonable rules and regulations to implement this section.

OCT 29 2019



PART III: STORMWATER MANAGEMENT PRACTICES/PLAN

The Townes At Bayshore Village Community Marina strives to meet the needs of its recreational boating community while protecting the aquatic resources upon which they depend. A stormwater management plan for the community for the treatment of stormwater prior to discharge into Lighthouse Cove and Little Assawoman Bay has been approved by the Sussex Conservation District. The Townes At Bayshore Village community directs stormwater from paved street areas and impervious surfaces into stormwater management basins and biofiltration facilities which provide for treatment and partial infiltration of stormwater. No special provisions for stormwater management are required on the marina.

The Townes At Bayshore Village Community Marina does not contain any areas for major vessel maintenance or repairs, nor may these activities occur on the property. Such activities include bottom or hull painting, repairs, scraping or engine overhauls. Only minor maintenance such as washing, polishing and limited inboard painting is permitted to occur while vessels are moored. Any request for an exception to these prohibitions with just cause must be approved by the Harbormaster prior to conducting work. Appropriate measures for protecting water quality must be implemented prior to and during such work as directed by the Harbormaster.

OCT 29 2019
[Signature]

PART IV: MATERIALS & WASTE MANAGEMENT

Materials—A fueling facility is not located at the marina.

All cleaning agents, solvents, paints, and pesticides utilized at the facility by the marina tenant or his employees shall be safely stored in their original container and stored at private locations apart from the marina facility. Quantities of such materials shall be kept at a minimum. Privately-owned materials aboard vessels shall be kept at a minimum. Materials shall be kept secure in a covered area in original containers at all times.

Proper disposal of waste oil, oil absorbent sponges and similar materials are the responsibility of the tenants. Waste oil can be recycled at the nearest Delaware Solid Waste Authority recycling collection center.

Fish Waste—The Townes At Bayshore Village Community Marina does not contain an approved fish cleaning or fish waste recycling facility. Therefore, fish cleaning and disposal of fish wastes within the waters of the marina or Little Assawoman Bay is prohibited. Residents and fishermen are encouraged to dispose of fish waste in accordance with DNREC's Fish Waste Management Police as found at Part VI, C.

Other types of refuse shall be placed within private trash receptacles of residents. The condominium association will manage an appropriate trash removal schedule.

Sanitary Wastes—Marina tenants and guests shall use bathroom facilities at their homes whenever docked at the marina. No discharge of untreated or inadequately treated sewage is permitted within the marina or waters of the State under penalty of law. Sanitary waste from vessels shall be discharged into the portable marina pumpout station contracted at Sharks Cove Marina or other approved location.

Bilge Water—Marina tenants are encouraged to use oil absorbent "sponges" in bilges at all times. Bilge water should not be pumped overboard in the marina but should be discharged at sea when possible. All vessels with automatic bilge pumps are requested to use absorbent sponges. Used sponges should be properly disposed of in the private trash receptacles of each resident.

OCT 29 2019

JK

PART V: EMERGENCY OPERATIONS

A) Responsible Personnel:

The Townes At Bayshore Village Marina Harbormaster 703-352-5950

Emergency Response Numbers:

Police/Fire/Ambulance 911
U.S. Coast Guard Search & Rescue 302-227-2121
DNREC Emergency Response Team/Marina Police 800-662-8802

In the event of a fuel, oil or sewage spill or fire, reporting contact numbers are:

Townes At Bayshore Village Community Marina Harbormaster 703-352-5950
Police/Medical/Fire Emergency 911
Local fire company 302-732-6151
State Police (Non-emergency) 302-855-2980
U.S. Coast Guard 302-227-2121
DNREC Emergency Response Team/Marina Police 800-662-8802
DNREC Inland Bays Pollution Reporting Hotline 800-523-3336
Sussex County Operations Center (severe weather) 302-855-7804

B) Fuel/Oil Spill Prevention & Containment Practices

Spills

Any marina patron who observes a spill should report it immediately to the Fenwick Light Marina Harbormaster DNREC and Coast Guard. Any marina tenant who causes or contributes to a spill of fuel, oil or other toxic substance should take immediate steps to:

1. Find and stop the cause of the spill.
2. Contain the spill if possible.
3. Report the spill to The Townes At Bayshore Village Marina Harbormaster, DNREC and the U.S. Coast Guard.

OCT 29 2019



A spill containment kit and containment boom is stored at the marina shed. Marina tenants are provided with key access to this storage area.

4. In the event the spill cannot be quickly and readily contained, request immediate assistance from DNREC and the U.S. Coast Guard.
5. Properly dispose of all contaminated containment and clean-up materials.

C) Sewage Spill Prevention & Containment Practices

Marina occupants shall be trained as needed by the Harbormaster in the use of the marina's sewage pumpout system. Use of the pumpout system will be available during the normal operation during the boating season. Pumpout of sewage shall be done under the supervision of the Harbormaster whenever possible. Marina occupants will follow the pumpout procedures prescribed in Section IIA of the O&M Plan. The Harbormaster shall be responsible for scheduling service of the portable pumpout unit as needed by a DNREC-approved waste hauler.

D) Fire

It shall be the responsibility of all marina occupants with motorized vessels to maintain adequate onboard U.S. Coast Guard-approved fire extinguisher protection.

Any marina occupant who observes a fire which is not immediately contained with on-site equipment shall contact 911, and the Harbormaster.

E) Hurricane/Severe Weather

Marina occupants shall keep advised of pending severe weather conditions. Information on emergency situations can be obtained from the Sussex County Operations Center, 302-855-7804. In the case of impending severe weather, the following measures are the responsibility of each tenant.

Removal of the boat from the water and storage away from the water and out of harm's way if at all possible;

If the boat cannot be removed from the water, all portable fuel tanks, CNG or propane tanks from grills or stoves, porta-pot tees and other loose gear should be removed from the vessel, and the vessel must be properly secured using extra lines and fenders if warranted.

OCT 29 2019



PART VI: MARINA RULES & REGULATIONS AND GENERAL GUIDANCE

A) Marina Rules & Regulations for Boaters

1. Any vessel entering the waters of The Townes At Bayshore Village Community Marina or moored at the marina as a tenant or transient vessel along with the operator and owner of said vessels shall be subject to these rules, the DNREC-approved O&M Plan for the facility, DNREC marina and boating regulations, and U.S. Coast Guard regulations.
2. No person shall dock or anchor a vessel within the waters of the marina or launch a vessel from the marina complex unless the owner/operator of the vessel has secured a share, or purchased a berth area as required for usage. The Townes At Bayshore Village Community Marina is for the exclusive use of The Townes At Bayshore Village residents and their guests. A copy of this O&M Plan shall be provided to each homeowner within the marina.
3. Docking or launching of vessels will be only as directed and permitted by the slipholder or Harbormaster.
4. No major repair work shall take place aboard any vessel except for unusual cause and as permitted by the Harbormaster or owner.
5. The marina does not contain any refueling facilities. Tenants refueling vessels shall do so only as specified by the marina O&M Plan, Part I,E.
6. No refuse, trash, oil or effluents shall be thrown or pumped overboard within the waters of the marina, channel approaches or other water of the State.
7. Disorderly conduct by a boat owner, his crew or guests is not permitted.
8. Safety precautions must be observed and complied with in all marina areas.
 - a. Swimming or diving is prohibited from all piers, docks, bulkheads and vessels within the marina waters.
 - b. Running or horseplay is prohibited on all piers, docks and bulkheads.
 - c. Use of barbecue grills or other type of portable open flame devices is prohibited in docks or vessels moored within the marina.
9. Fish cleaning is prohibited within the marina complex.

OCT 29 2019



10. It is prohibited to throw or dump in the waters or on the grounds of the marina any fish remains, parts or pieces thereof. Recycling of fish waste shall be in accordance with State policies provided in the O&M Plan.
 11. No person shall go aboard any vessel docked within the marina without the expressed permission of the owner or master of such vessel.
 12. The marina and its surroundings are a “no wake” zone. Operate your vessels cautiously at all times.
 13. Marina tenants are responsible for maintaining the knowledge of and complying with emergency procedures for fuel spills, oil spills, fires, hurricane and severe weather as detailed in the O&M Plan.
 14. Marina tenants and patrons shall comply with the following marina policies and operation procedures.
 15. Operate your vessel and conduct yourself in accordance with The Townes At Bayshore Village Community Marina Clean Marina Boating Tips.
- B) The Townes At Bayshore Village Community Marina , Clean Marina Boating Tips
For use around the Marina and while on the water anywhere.

Contain Trash

- Do not let trash get thrown or blown overboard
- If trash blows overboard, retrieve it—consider it “crew-overboard” practice
- Pack food in reusable containers
- Buy products without plastic or excessive packaging—plastic is deadly to fish and birds
- Do not toss cigarette butts overboard—they are made of plastic (cellulose acetate)

Recycle

- Recycle cans, glass, paper, plastic, newspaper, antifreeze, oil and batteries
- Recycling facilities are located throughout the area
- Bring used monofilament fishing line to recycling bins

OCT 29 2019

Fuel Cautiously

- The Townes At Bayshore Village Community Marina does not contain a refueling facility. Use proper containers and fuel carefully if carrying fuel onboard your vessel
- Shut down engines during fueling
- Do not smoke during refueling
- Ventilate all spaces and check for gasoline vapors before starting engines
- Do not use soaps or dispersants on spills
- Remember, fuel expands as it warms up. If you fill your tank, fill it only 90 - 95 percent full to prevent expansion and spillage
- Use the oil absorbent pads to capture back splash and vent line overflow during fueling
- Add a fuel conditioner to your tank if you use your engine infrequently

Control Oil in the Bilge

- Keep your engine well tuned—no leaking seals, gaskets or hoses
- Place oil absorbent material or a bio-remediating bilge boom in the bilge
- Place an oil absorbent pad under the engine
- Replace oil absorbent materials regularly
- Check fuel lines for damage—replace with alcohol resistant hoses
- Secure fuel hoses to prevent chafing and leaks
- Never discharge bilge water with a sheen—it is illegal

Waste Oil

- Dispose of waste oil at recycling facility
- Do not discharge waste oil into storm drains, the Marina lagoons, or waters of the State of Delaware

Properly Dispose of Oil Absorbent Materials

- If the pad is saturated with gas, allow it to air dry. Reuse
- If the pad is saturated with diesel or oil, double bag it in plastic—one bag sealed inside another. Dispose in your regular trash
- Bio-remediating bilge booms should not be sealed in plastic bags—the microbes need oxygen to function. Discard in regular trash or marina dumpster

Clean Gently

- Be environmentally-aware
- Wash your boat frequently with a sponge and plain water
- Use detergents sparingly
- Use phosphate-free, biodegradable and non-toxic cleaners
- Wax your boat—a good coat of wax prevents surface dirt from becoming ingrained
- Clean wood with a mild soap powder and a nylon brush—not harsh chemical cleaners
- Conserve water—put a spray nozzle on your hose

OCT 29 2019

Maintain Your Vessel Wisely

- Major boat maintenance and repair are not permitted at The Townes At Bayshore Village Community Marina

Sewage Pumpout & Management

- Never discharge any sewage into the waters of The Townes At Bayshore Village Community Marina
- Never discharge raw or inadequately treated sewage in Delaware waters within three miles of shore
- Use restrooms on shore
- Under way, use approved Marine Sanitation Devices (MSD's)
- Establish regular maintenance schedule for your MSD based on manufacturer's recommendations

- Pump out and rinse holding tanks regularly
- Use pumpout station or dump station located at the boat ramp/Harbormaster's Office
- Use enzyme based products to control odor and reduce solids in holding tanks
- Avoid holding tank products that contain quaternary ammonium compounds (QAC) and formaldehyde

Dispose of Fish Waste Properly

- Fishing, crabbing and netting fish are not permitted on the Marina docks
- Do not clean fish within the marina basin
- Do not discharge fish waste at the marina
- Follow DNREC's Fish Waste Management policy

Protect Sensitive Habitat

- Proceed slowly in shallow areas
- Do not disturb wildlife
- Avoid contact with submerged aquatic vegetation (SAV)
- Watch your wake—it can lead to shoreline erosion and disturb wildlife

Be a Responsible Boater

- Contact the Harbormaster in the event of any emergency
- Have a hurricane/storm plan
- Learn about products and practices which are environmentally safe
- Share the information with other boaters
- Help guests understand that, on your boat, no trash is thrown overboard
- Obey laws governing speeding, littering and discharge
- Encourage other boating facilities to provide trash cans, recycling bins and pumpout stations
- Support marinas that are environmentally responsible
- Note the location of fire extinguishers at your home and the Marina

Be a Good Neighbor

- Be a responsible boater
- Conserve water and electricity
- Make sure your boat is secure to the dock at all times
- Keep your pets on a leash no longer than 6 feet and under control at all times
- Clean up after your pets
- Supervise children at all times
- Do not affix anything to the docks without the homeowners association approval
- Do not affix anything to the power posts, including electric cords and/or garden hoses
- Use carts to transport items to and from your boat instead of dragging items along the surface of the docks
- Be aware of the location of safety ladders and life ring stations
- Throw a Personal Flotation Device to a person who has fallen overboard rather than attempt to swim to the person

OCT 29 2019



Enjoy!

C) State of Delaware Fish Waste Policy
FISH WASTE MANAGEMENT POLICY (No. 90-01)

Purpose

The purpose of this policy is to encourage the recycling of fish wastes back into the natural ecosystem in a manner that will not degrade water quality or cause other adverse environmental impacts. Any fish wastes which are recycled back into the ecosystem in accordance with the guidelines established below shall not be considered to be a discharge requiring a permit from the Department.

Background

Because of the potential for fish wastes which are improperly managed to cause dissolved oxygen depressions and other adverse environmental effects, as well as odors and nuisances, the Department of Natural Resources and Environmental Control has developed a policy regarding their management.

Application

The policy will be implemented in both fresh and tidal waters and will apply to:

- All private individuals who harvest fish or shellfish for recreational purposes, or for private use or consumption;
- Commercial fishermen;
- Head and charter boat owners and operators;
- Bait Concessions

OCT 29 2019

Authority

The Department's Marina Regulations state that fish wastes must be disposed of in accordance with 7 Delaware Code, Chapter 60. Fish wastes (carcasses, entrails, scales, etc.) are included in the definition of "solid waste" and are a "pollutant" as defined in Chapter 60. In accordance with 56003, a permit is required to discharge these wastes into any surface or ground water. However, the purpose of this policy, as stated above, is to allow fish wastes to be recycled back into the ecosystem without a permit from the Department as long as the guidelines established below are adhered to. Those who do not follow established guidelines will be subject to fines and penalties as provided in 7 Del. C. §6005 and/or §6013.

Guidelines

In order to implement this policy in a manner consistent with the purpose stated above, the following guidelines are hereby established:

1. In order to prevent violations of the Delaware Surface Water Quality Standards, fish wastes should not be discharged into surface waters in any dead end lagoons or other poorly flushed locations. A dead end lagoon shall mean an enclosed embayment with only one opening. A recommended best management practice is to discharge on outgoing tides.

2. Fish wastes should be recycled back into the ecosystem from which the organisms were originally harvested.
3. Collected fish wastes should be handled in such a manner so as not to introduce other contaminants into the waste prior to recycling back into the ecosystem
4. Fish should be cleaned and uncontaminated fish wastes disposed of at sea whenever practicable.
5. Fish waste recycling within marina basins shall only be allowed if in accordance with an Operations and Maintenance Plan which has been approved by the Department. Marinas shall not provide fish cleaning stations unless the activity has been included in the Operations and Maintenance Plan. Marinas which are not approved for fish waste recycling shall post signs warning fishermen that it is unlawful to dispose of fish wastes into the water at that location. The Department will consider the flushing characteristics of the marina basin when determining whether or not to approve fish recycling at that location.
6. Fish wastes should not be recycled into surface waters in such a way that they will wash up onto any shoreline, or cause odors or other nuisances.
7. Oyster shells may be discharged into the waters of the State in accordance with Shellfish Management Programs, 7 Del. Code Chapter 19-12.

O&MPlan.439-1

OCT 29 2019

