

RECEIPT

DATE

08/22/24

No.

654542

RECEIVED FROM

Meibaum Landscaping LLL

\$650.00

Six hundred fifty and $\frac{00}{100}$ DOLLARS FOR RENT FOR

DE-SW-1960

ACCOUNT	
PAYMENT	
BAL. DUE	

 CASH CHECK MONEY
ORDER CREDIT
CARD

FROM

6390

TO

BY

M.M.



RECEIVED

AUG 22 2024

DNREC - WHS

STATE OF DELAWARE
DEPARTMENT OF NATURAL RESOURCES
AND ENVIRONMENTAL CONTROL
DIVISION OF WASTE AND HAZARDOUS SUBSTANCES
COMPLIANCE AND PERMITTING SECTION

89 KINGS HIGHWAY
DOVER, DELAWARE 19901

TELEPHONE: (302) 739-9403
FAX: (302) 739-5060

SOLID WASTE TRANSPORTER PERMIT APPLICATION

Language Preference: English

Instructions: You must complete this application in its entirety and attach all applicable documentation. (Note: For applicants renewing an existing permit, this application requires the submission of updated information and documentation. References to material submitted under previous applications are no longer accepted.)

The application must be signed by the company owner or a corporate officer. A check or money order payable to the "State of Delaware" must accompany this application and be sent to:

Delaware Department of Natural Resources and Environmental Control
Compliance and Permitting Section
89 Kings Highway
Dover, DE 19901

1. Type of Permit

- New - SCRAP TIRES ONLY Submit a check or money order, payable to the "State of Delaware," in the amount of \$75.00.
New - ALL OTHERS Submit a check or money order, payable to the "State of Delaware" in the amount of \$350.00.
Renewal: Permit # DE-SW- 1960 Expiration Date 3/31/2024

Please indicate the term for which you desire your permit to be issued. Submit a check or money order, payable to the "State of Delaware," for the indicated permit fee.

SCRAP TIRES ONLY

ALL OTHERS

- One Year - \$75.00
Two Years - \$125.00
Three Years - \$175.00
Four Years - \$225.00
Five Years - \$275.00

- One Year - \$350.00
Two Years - \$650.00
Three Years - \$950.00
Four Years - \$1250.00
Five Years - \$1550.00

2. Release to Public

Do you wish to be included on the list of transporters that is provided to persons requesting a list of Delaware permitted solid waste transporters? Yes No

3. Company Information

Company Name Meibaum Landscaping LLC DBA Meibaum Excavation

Location Address:	Mailing Address:
34527 Maple Dr	34527 Maple Dr
Lewes, DE 19958	Lewes, DE 19958

Contact: Michael Meibaum Title: Owner

Business Phone: 302-242-6659 Fax: _____

E-mail: meibaumexcavation@yahoo.com

24 hr Emergency Contact Phone: 302-242-6659

4. Company Ownership Information

(a). Please indicate the company type:

- Proprietorship
- Partnership
- Corporation - If company is a corporation, indicate city, state, and date of incorporation.

City: _____ State: _____ Date: _____

- Municipality
- Public institution
- Limited Liability Corporation (LLC) State: DE
- Other: (must specify) _____

(b). For each Owner, Partner, or Corporate Officer, attach a list with name, title, mailing address, date of birth, and % ownership. Include all stockholders owning greater than 5% outstanding shares.

Attachment Mike Meibaum 100% [REDACTED] ADD:34527 Maple Dr Lewes De

(c). If company is owned by or affiliated with a parent company, attach parent company name, address & mailing address, and % ownership.

- Attachment _____
- No parent company

5. Company locations in Delaware

List name and street address of each company location, including freight terminals, within the State of Delaware.

- Attachment 34527 Maple Dr Lewes, De 19958
 No Delaware locations

6. Company Affiliates

List name, location and mailing addresses, nature of business relationship of all company Affiliates, which affiliates are engaged in the business of waste transport, treatment, storage, disposal, recovery or reclamation. (Affiliated companies are defined as those companies owned by the same owners, corporate officers, or parent company.)

- Attachment _____
 No affiliates

7. Type of Waste to be Transported

(a). Check all that apply. Refer to Delaware's *Regulations Governing Solid Waste* for definitions of waste categories.

- Residential waste
 Commercial waste (from **non-manufacturing, non-processing** businesses and offices)
 Industrial waste (from a manufacturing or industrial process)
 Dry waste: construction/demolition debris
 trees/stumps
 other (must specify) _____
 Ash: municipal incinerator
 coal ash
 other (must specify) _____
 Infectious waste
 Non-hazardous petroleum-hydrocarbon contaminated soils
 Asbestos-containing waste
 Scrap Tires

(b). Does your company collect and transport residential (household) waste from single family homes, condominiums and apartment complexes in Delaware? Yes No

(c). If you answered "YES" to question 7.b., above, does your company provide recycling services to those customers? Yes No N/A

(d). If you offer recycling services, does your company collect and transport the recyclables separately from the waste generated by your customers? Yes No

(e). If you offer recycling services, are the recyclables ultimately taken to an incinerator (waste-to-energy) or landfill? Yes No

8. Treatment, Storage, and Disposal Facilities

- (a). Do you cross state lines with the waste? Yes No
- (b). Identify in an attachment **all** solid waste Treatment, Storage, Disposal Facilities, Reclamation Facilities and Transfer Stations to which the waste will be transported.
- Delaware Solid Waste Authority locations: (attachment) All Locations as needed
 - Clean Earth of New Castle, Inc. (thermal treatment facility for PHC-soils)
 - Delaware Recyclable Products, Inc. (dry waste, commercial, industrial, and PHC-soils)
 - Other in-state solid waste facilities, including private facilities: (attachment) _____
 - Out of state solid waste TSD facilities: (attachment) _____

9. Other Transporter Permits

- (a). Attach a copy of your home state solid waste transporter permit. (N/A if Delaware is your home state.)
- Attachment _____
 - Not applicable-No transporter permit required for these solid waste types in our home state.
- (b). List solid waste transporter permits held in other states.
- Attachment _____
 - No transporter permits in other states
- (c). Indicate your Federal DOT number and Motor Carrier number:
- DOT# _____ MC# _____
- N/A If N/A, please provide an explanation, on the following page, as to why you are not required to have a DOT or MC number.

10. Proof of Financial Responsibility

The transporter must submit proof of financial responsibility as established in section 7.2.4 of Delaware's *Regulations Governing Solid Waste*. This proof may be established by a Certificate of Insurance, with MCS-90 endorsement where applicable, or by other means approved by the Department. (The Certificate of Insurance must identify the **Department of Natural Resources and Environmental Control, Compliance and Permitting Section** as the certificate holder.)

- (a). Are you for-hire in interstate commerce? Yes No (For-Hire means you are in the business of transporting, for compensation or payment, wastes generated by a company other than your own.)
- (b). Do you transport in the State of Delaware Only (Intrastate)? Yes No
- (c). Do you transport Interstate? Yes No

- (d). Certificate of Insurance must be attached and include minimum automobile liability coverage as follows:

	FOR-HIRE INTERSTATE	ALL OTHERS
Residential Waste	\$750,000.00 + MCS-90 <input type="checkbox"/>	\$350,000.00 <input type="checkbox"/>
Commercial Waste	\$750,000.00 + MCS-90 <input type="checkbox"/>	\$350,000.00 <input type="checkbox"/>
Industrial Waste	\$750,000.00 + MCS-90 <input type="checkbox"/>	\$350,000.00 <input type="checkbox"/>
Dry Waste	\$750,000.00 + MCS-90 <input type="checkbox"/>	\$350,000.00 <input type="checkbox"/>
Ash	\$750,000.00 + MCS-90 <input type="checkbox"/>	\$350,000.00 <input type="checkbox"/>
Infectious Waste	\$1,000,000.00 + MCS-90 <input type="checkbox"/>	\$750,000.00 + MCS-90 <input type="checkbox"/>
Non-Hazardous Petroleum Contaminated Soils	\$750,000.00 + MCS-90 <input type="checkbox"/>	\$350,000.00 <input type="checkbox"/>
Asbestos	\$1,000,000.00 + MCS-90 <input type="checkbox"/> (For Hire & Private)	\$350,000.00 <input type="checkbox"/>
Scrap Tires Only	\$350,000.00 <input type="checkbox"/>	\$350,000.00 <input type="checkbox"/>

11. Spill Control and Safety

List all spill control and safety equipment which will be carried on each vehicle. (**Note:** Separate lists by type of vehicle and type of waste may be required.) Attach a copy of the Spill Control Plan. The Spill Control Plan **must** contain the following elements: (1) List of safety and spill control equipment carried in the vehicle, (2) Driver preventive measures, (3) Driver immediate corrective actions, (4) Company internal communications, (5) Company external communications including the **Delaware Emergency Reporting Numbers: 1-800-662-8802 and 302-739-9401**, and (6) Cleanup and decontamination measures.

- ✓ Spill Control Plan: Attachment _____

12. Driver Training

IN SUMMARY OR OUTLINE FORM, describe the procedures that your company takes to ensure that all company drivers are safe and competent drivers. Small owner-operators may describe their years of experience and driving record in lieu of a formal program.

- (a). Include requirements for special licenses (e.g. CDL, including any special endorsements), any special training received, including dates training was received (e.g. asbestos training), and any ongoing company programs. (e.g. weekly safety meetings or annual refresher courses);
- (b). Include your company procedure for periodic checks of the driver's records for moving violations, and your company policy on progressive counseling/discipline based on points;
- (c). Describe how drivers are instructed in the following:
 - (i) Knowledge of proper handling procedures for the type of solid waste being transported.
 - (ii) Familiarity with the approved accidental discharge containment plan. (Spill Control Plan)
 - (iii) Familiarity with the conditions of the solid waste transporter's permit.

- ✓ Driver Training, attachment _____

13. Vehicle Identification

On the form provided with this application, list **MAKE, MODEL, YEAR, SERIAL NUMBER, LICENSE PLATE NUMBER, STATE OF REGISTRATION, MANUFACTURER'S GVWR and OWNERSHIP** of all vehicles used for the transportation of solid waste. You must list both motorized and container units. (If you maintain a list of company vehicles in a computer database you may submit a print out of the vehicles provided it contains the information requested herein.)

NOTE: You must notify CAPS in writing of any changes to information contained within this application, such as additions or deletions of vehicles, in accordance with conditions of the issued permit.

Vehicle List Attached

14. Vehicle Operator Information

Is a list of all vehicle operators attached? Yes

What tax form do you submit to the IRS for your vehicle operators?

- Form W-2
 Form 1099-Misc
 Other

15. Environmental Record

List all criminal citations, arrests, convictions, civil or administrative violations, and civil or administrative enforcement actions, and the disposition(s) thereof for the violation or alleged violation of any environmental statute, regulation, permit, license, approval, or order, regardless of the state in which it occurred. Indicate whether it was a local, state, or federal violation or alleged violation. List all such items for the applicant, and if the applicant is other than an individual, for any employee while employed by the applicant, or any partner, officer, or director of the applicant as an individual or for any former business of such partner, officer, or director. For civil or administrative violations or alleged violations, list all such items for the last five (5) years from the date of the application. Information submitted under this section is subject to verification. **Failure to submit complete and accurate information may lead to permit denial or revocation.**

- Attachment _____
 No violations within the specified time period

16. Certification

I certify under penalty of law that I have personally examined and am familiar with the information submitted in this application and all attachments and that, upon personal knowledge and information, the information is true, accurate, and complete. I am aware that there are significant penalties for submitting false information.

**Signature  _____ Date 8/16/2024
Print Name Michael Meibaum Title Owner

****A legal owner or corporate officer must sign the application****

Individual Account Truck List

((TrucksDefaultFields.DefaultName LIKE 'VT%')
AND (Trucks.Inactive = 0)
AND (Trucks.BillAcct LIKE '005334%'))

BillAcct	BillCompany	Truck	VehYear	VehColor	Make	DefaultValueInbo	Tag	State
005334	Meibaum Excavation	5334001	1994	Black	Freightliner	16 - Roll-off	CL75950	DE
005334	Meibaum Excavation	5334002	2000	White	Ford	5 - Dump Truck	TEMP	DE
005334	Meibaum Excavation	5334003	2015	Green	Bodge	4 - Pick up	TEMP	DE
005334	Meibaum Excavation	5334004	2010	White	Ford	4 - Pick up	TEMP	DE
005334	Meibaum Excavation	5334005	2005	Black	Mack	16 - Roll-off	CL31637	DE

SPILL CONTROL PLAN FOR SOLID WASTE HAULERS

- (1) Spill control and safety equipment carried in each vehicle:
 - 1). Reflectors and/or flares
 - 2). Fire extinguisher
 - 3). First aid kit
 - 4). Heavy-duty gloves, hard hat
 - 5). Flashlight
 - 6).
- (2) All loads will be enclosed, covered, or tarped to prevent accidental discharge of the waste during transport to the disposal facility.
- (3) The driver will perform the following pre-trip inspections:
 - 1). [Basic Walk around truck Inspection](#)
 - 2). [Ensure Load is enclosed](#)
- (4) If there is an accident or other emergency which causes a portion of the load to be spilled, the driver, if uninjured, will contact the following designated company coordinator:
Name: [Michael Meibaum](#) Phone: [302-242-6659](#)
- (5) The designated coordinator will contact the state and municipal authorities where the accident occurred. If the accident or spill has the potential to cause environmental damage, (either due to the nature of the waste, location of the accident, or additional factors such as leaking oil, gasoline, or hydraulic fluid) the person contacted will notify the state emergency response team, by calling one of the following numbers:
Delaware: 911, (302) 739-9401 or 1-800-662-8802 (*Other numbers may be listed as follows, however, the listed Delaware numbers **must** be included in the spill control plan.*)
Maryland:
New Jersey:
- (6) The designated coordinator will contract for clean-up services with another company. (*This is optional, however, if another company is to be contracted, please append a list of cleanup companies by either region or state.*)
- (7) This plan will be carried in all vehicles, along with the permit.

Meibaum Excavation Driver Training

Drivers Must have CDL license in good standing, Class B or Class A. And do a daily pre-trip inspection. If there are any issues Mike must be alerted immediately.

Asbestos Drivers must be Certified in the State of Delaware to Drive any Loads with Asbestos. Also contact Cherry Hill and schedule an appointment and provide proper documentation with any asbestos loads.


Drivers are subject to Yearly Driving record checks at the expense of Meibaum Excavation. If you incur 2 violations at your own fault you will be subject to termination. Drivers are also subject to random Drug and Alcohol testing.

In case of Accidental discharge follow the spill control plan and alert Mike immediately. Mike will alert the proper channels necessary to contain and clean up.

Meibaum Hauling Binder Including Permit, Spill Procedure, and any other necessary information must be in each vehicle upon starting the truck.

PreTrip Checklist Included separately and in the binders.

CDL Pre-Trip Inspection Checklist



Studying the Class-A CDL pre-trip inspection checklist is an important part of truck driver training. Before obtaining your Class A commercial driver's license and getting a truck driving job, most states require students to pass a DOT pre-trip inspection test and a CDL general knowledge test.

There are many parts to learn but the test is not as difficult as it seems. Studying our simplified Class-A pre-trip inspection checklist, taking classes at a local CDL training school, and watching videos will prepare you.

Each company's pre-trip inspection varies slightly. Most likely you will have to do the coupling system, light check and in-cab inspections plus one of the remaining three sections.

CDL Pre-Trip Inspection Checklist:

- Engine Compartment
- Driver Door Fuel Area
- Coupling Area
- Trailer
- Light Check
- In-Cab Inspection and Brake Tests

Visit the complete pre trip inspection study guide: <https://cdltrainingtoday.com/cdl-training-resources/cdl-study-guide/cdl-pre-trip-inspection/>

Pre-Trip Inspection Checklist: Engine Compartment

- **Belt Driven Alternator** - Make sure all of the wires are connected. The belt should not be cracked or frayed and the free play on the belt should be between $\frac{1}{2}$ to $\frac{3}{4}$ of an inch.
- **Belt Driven Water Pump** - The free play on the belt should be between $\frac{1}{2}$ to $\frac{3}{4}$ of an inch. Also check all the hoses running to and from the water pump to make sure nothing is leaking.
- **Brake Chamber** - The brake chamber should not be leaking air.
- **Brake Drum** - The brake drum should be properly mounted and secure.
- **Brake Hose** - The brake hose is rubber, so it is important to make sure it is not leaking air.
- **Brake Lining** - Check for oil or debris on the lining. There should be at least $\frac{1}{4}$ of an inch of friction material.
- **Caste Nuts and Cotter Pins** - Make sure all three caste nuts and cotter pins are present.
- **Coolant Reservoir** - The reservoir should not leaking and must be filled to the manufacturer's specifications.
- **Drag Link** - Make sure the drag link is properly mounted and secure, and not cracked, bent or broken.
- **Gear Box and Hoses** - The gear box and hoses should have no abrasions, bulges or cuts, and should not be leaking.
- **Gear Driven Air Compressor** - Although the air compressor is hard to see, you must make sure it is properly mounted and does not leak.
- **Gear Driven Power Steering Pump** - The steering pump is located in the same place as the air compressor and is also gear driven. Ensure the steering pump is not leaking.
- **General Hoses (Passenger and Driver's Side)** - The hoses should be secure at both ends. There should be no abrasions, bulges or cuts. Fluids run through these hoses, so it is important to make sure they are not leaking.
- **Hub Seal** - The hub seal (or axle seal) should not be leaking and should be filled to the manufacturer's specifications.
- **Leaf Springs** - Make sure none of the leaf springs have shifted.
- **Leaks** - Check for leaks under the truck
- **Lug Nuts** - There should be no lug nuts missing. Look for rust trails, powder residue and cracks around the bolt holes.
- **Oil Level** - The oil level should be filled to the manufacturer's specifications.
- **Pitman Arm** - Make sure the pitman arm is properly mounted and secure. It should be not cracked, bent or broken.
- **Power Steering Fluid Reservoir** - Make sure this reservoir is not leaking and filled to the manufacturer's specifications.
- **Rim** - The rim cannot have any unauthorized welds.
- **Shock Absorber** - Make sure the shock absorber is not leaking. If it is leaking, the leak will be at the point where the top and bottom portion of the shock meet.
- **Slack Adjuster and Push Rod** - With the brakes released and pulled by hand, the push rod should never move more than one inch.
- **Spring Hanger** - The spring hanger should be properly mounted and secure.
- **Steering Column** - Make sure the steering column is properly mounted and secure. It should not be cracked, bent or broken.
- **Steer Tire** - Look for abrasions, bulges or cuts on the tread or sidewalls. Tread depth should have a depth no less than $\frac{4}{32}$ of an inch. Tires must be properly filled to the manufacturer's specifications. This can be checked with an air gauge.
- **Tie Rod** - Make sure the tie rod is properly mounted and secure, not cracked, bent or broken.
- **U-Bolts** - Make sure all are accounted for.

Pre-Trip Inspection Checklist: Driver Door Fuel Area

- **Airbag** - The actual airbag is rubber, so it is important to check for abrasions, bulges, cuts and leaks, in addition to any missing mounting bolts.
- **Axle Seal** - The axle seal should not be leaking and should be filled to the manufacturer's specifications.
- **Brake Chamber** - Make sure to mention the brake chamber is not leaking air.
- **Brake Drum** - Make sure the brake drum is secured properly. Also look for cracks, bends and breaks.
- **Brake Hose** - Check the brake hose at both ends to make sure it is not leaking air.
- **Brake Lining** - There should be no oil or debris on the brake lining. There should be at least ¼ of an inch of friction material.
- **Catwalk and Steps** - The catwalk and steps should be clear of any loose objects.
- **Door and Hinges** - Physically demonstrate that the doors open, close and latch properly. Door seals should not be worn, torn or rotten.
- **Drive Shaft** - The drive shaft should not be twisted and the u-joints should be free of any debris.
- **Drive Tire** - The tread and sidewalls should have no abrasions, bulges or cuts. The tread depth should be no less than 2/32 of an inch. Tires should be properly filled to the manufacturer's specifications. This can be checked with an air gauge.
- **Exhaust System** - The exhaust system should show no signs of leaks.
- **Frame and Cross Members** - There should be no unauthorized holes or welds. Bundle up the cross members to ensure none are missing.
- **Fuel Tank** - Fuel should not be leaking from the tank and the cap should always be on tight
- **Lug Nuts** - Rust trails could indicate loose bolts, while powder residue and racks around the bolts could mean the bolts have been over-tightened.
- **Mirrors** - Mirrors should be clean for best visibility.
- **Mud Flap** - Make sure the mud flap is secured properly. Also look for cracks, bends and breaks.
- **Rim** - Make sure to mention there should be never be any unauthorized welds.
- **Shock Absorber** - The shock absorber should be secure at both ends and not leaking. If it does leak, it will leak in the middle.
- **Slack Adjuster and Push Rod** - With the brakes released and pulled by hand, the push rod should not move more than one inch.
- **Spacing** - If you are equipped with duals, check to see there is proper spacing between the tires and there is nothing stuck.
- **Spring Arm** - The spring arm should be secure at both ends.
- **Spring Mount** - The spring mount should be secure at both ends.
- **Torque Arm** - Make sure the torque arm is secured properly. Also look for cracks, bends and breaks.
- **U-Bolts** - Make sure to check and mention that no u-bolts are missing.

Pre-Trip Inspection Checklist: Coupling Area

- **Air Lines** - Air lines should be secure at both ends with no abrasions, bulges or cuts. They should not be leaking, dragging or tangled.
- **Apron** - Make sure the apron is properly mounted and secure. Look for cracks, bends and breaks.
- **Clearance** - Make sure there is enough space between the tractor mudflap and the trailer landing gear so that they don't hit each other when making a turn.
- **Electric Line** - The electric line should be secure at both ends. There should be no abrasions, bulges, cuts or exposed wires.
- **Gap** - The gap is not an actual item, however there should be no space between the apron and the skid plate.
- **Glad Hands** - The seals should be in good condition with no cracks, signs of rotting, or leaking air.
- **King Pin** - Make sure the king pin is properly mounted and secure. Look for cracks, bends and breaks.
- **Locking Jaws** - You must physically check that the locking jaws is fully locked around the king pin.
- **Mounting Bolts** - No mounting bolts should be missing.
- **Platform** - Make sure the platform is properly mounted and secure. Look for cracks, bends and breaks.
- **Release Arm** - The release arm should be in the fully locked position.
- **Skid Plate** - The skid plate needs to be properly lubed.
- **Sliding Fifth Wheel Locking Pin** - The pin must be in the fully locked position.

Pre-Trip Inspection Checklist: Trailer

- **Airbag** - Again make sure the airbag has no abrasions, bulges, cuts or leakings. The airbag should not be missing any mounting bolts.
- **Axle Seal** - The axle seal should not be leaking and should be filled to the manufacturer's specifications.
- **Brake Chamber** - The brake chamber should be properly mounted so that it does not leak air.
- **Brake Drum** - The brake drum should be properly mounted and secure.
- **Brake Hose** - The brake hose should be secure at both ends with no abrasions, bulges, cuts or leaks.
- **Brake Lining** - Check for oil or debris on the brake lining. There should be at least ¼ of an inch of friction material.
- **Frame and Cross Members** - There cannot be any missing cross members.
- **Header Board** - The header board cannot have any holes or missing rivets.
- **Landing Gear** - The landing gear must be fully raised and the cradle handle secure.
- **Lug Nuts** - Rust trails indicate loose bolts. Powder residue and cracks around the bolt holes could be an indication of over-tightened bolts.
- **Rim** - The rims cannot have any unauthorized welds.
- **Rear Door and Hinges** - The rear door should open, close and latch properly. Door seals should not be worn, torn or dry rotten.
- **Shock Absorber** - The shock absorber should be checked at both ends for leaks.
- **Slack Adjuster and Push Rod** - When the brakes are released and pulled by hand, the push rod should not move more than one inch.
- **Tandem Frame and Release** - Release handle and locking pins should be in the fully locked position.
- **Trailer Tire** - There should be no abrasions, bulges or cuts to the tread or sidewalls. Tread depth should be no less than 2/32 of an inch. The tire should be properly filled to manufacturer's specifications and checked with an air gauge.

Pre-Trip Inspection Checklist: Light Check

- Front of the truck
- Both sides of the truck
- Rear of the truck
- Both sides of the trailer
- Rear of the trailer

The five functions are:

- Left turn signal
- Right turn signal
- Four way flashers
- High/low beams
- Brake lights

Also check the license plate lights. And make sure any reflector tape is in good condition.

Pre-Trip Inspection Checklist: In Cab Inspection & Brake Check

- **Air Brake Test** - There are three stages to an air brake test:
 - **Applied Pressure Test** – When doing the Applied Pressure Test, you will want to build the air pressure to governor cut out. Put the truck in the lowest gear, turn the engine off and immediately turn it back on. Push in the tractor and trailer valves which will then release the parking brakes. Push and hold the brake pedal, allowing the gauges to stabilize. When the gauges have stabilized, announce the Primary and Secondary PSI. Listen for air leaks while doing this.
 - **Warning Light and Buzzer** – Pump down on the brake pedal until the warning light and buzzer comes on. This is typically at or before 60 PSI.
 - **Tractor/Trailer Protection Valve Pop Out** – Pump down on the brake pedal until the tractor and trailer protection valves pop out, this will be between 20 and 40 PSI.
- **Air Pressure Gauges** - The air pressure gauges should build to governor cut out.
- **Emergency Equipment** - Your truck should have a fire extinguisher, three red reflective triangles and spare electrical fuses.
- **Heater and Defroster** - Demonstrate both the heater and defroster are working properly.
- **Horns (Air Horn and City Horn)** - Blow both horns to make sure they are working.
- **Lighting Indicators** - Check the left turn, right turn, four way flashers and high beams; also point these out on the dashboard.
- **Safe Start** - Make sure transmission is in neutral and then fully depress the clutch. Turn the key on, check the ABS light, announce when it comes on and off, and start the engine.
- **Seat Belt** - The seat belt should not be ripped or frayed and should adjust and latch properly.
- **Oil Pressure Gauge** - The engine oil pressure gauge should rise to normal operating range.
- **Parking Brakes** - Two parts
 - **Trailer Parking Brakes** – Set the trailer brake, release the tractor brake, then tug lightly on the trailer.
 - **Tractor Parking Brakes** – Set the tractor brake, release the trailer brake and tug lightly on the trailer.
- **Service Brake Check** - Release both the tractor and trailer brakes. Drive at idle speed. Apply the service brake to make sure you come to a complete stop and that it doesn't pull to the left or right when applying the brakes.
- **Voltmeter** - The voltmeter should be charging between 13 and 14 volts.
- **Water Temperature Gauge** - The water temperature gauge should also rise to normal operating range.
- **Windshield and Mirrors** - The windshield and mirrors must be clean, with no obstructions and in proper adjustment.
- **Windshield Wipers and Washers** - Demonstrate the wipers and washers are working properly by spraying the windshield.

Davis, DaQuan (DNREC)

From: meibaumexcavation@yahoo.com
Sent: Monday, August 19, 2024 1:53 PM
To: Davis, DaQuan (DNREC)
Subject: Fw: COI
Attachments: DNREC COI.pdf


COI attached, I requested it too late on Friday so she did it today.

Vehicle Operators- Michael Meibaum
Lorenzo Gray
Pete Wham

I can get you the list of VIn shortly

----- Forwarded Message -----

From: Caryn Marcinizyn via RPost <rmail@r1.rpost.net>
To: "meibaumexcavation@yahoo.com" <meibaumexcavation@yahoo.com>
Sent: Monday, August 19, 2024 at 09:23:32 AM EDT
Subject: RE: COI

 Registered Email™ | Encrypted Transmission

You have received an encrypted email from Caryn Marcinizyn.

[Click here](#) to reply to this message encrypted.

Good morning!

Hope you guys had a nice weekend!!

Hopefully they're accept this. I had to abbreviate DNREC so it would all fit on the cert.

Thanks,

Caryn



Caryn Marcinzyn

Commercial Lines Account M

Williams Insurance A

REHOBOTH BEACH, DE: 3

Fax: 302.227.3173

williamsagency.com

Term Life Rater

FI

Commercial | Personal | Empl

EMAIL PRIVACY & CONFIDENTIALITY NC

From: meibaumexcavation@yahoo.com <meibaumexcavation@yahoo.com>
Sent: Friday, August 16, 2024 4:20 PM
To: Caryn Marcinzyn <cmarcinzyn@williamsagency.com>
Subject: COI

May I have a COI for

State of Delaware

Department of Natural Resources and Environmental Control

Division of Waste and Hazardous Substances

89 Kings Highway

Dover, Delaware 19901



MEIBA-1

OP ID: C5

CERTIFICATE OF LIABILITY INSURANCE

DATE (MM/DD/YYYY)

08/19/2024

THIS CERTIFICATE IS ISSUED AS A MATTER OF INFORMATION ONLY AND CONFERS NO RIGHTS UPON THE CERTIFICATE HOLDER. THIS CERTIFICATE DOES NOT AFFIRMATIVELY OR NEGATIVELY AMEND, EXTEND OR ALTER THE COVERAGE AFFORDED BY THE POLICIES BELOW. THIS CERTIFICATE OF INSURANCE DOES NOT CONSTITUTE A CONTRACT BETWEEN THE ISSUING INSURER(S), AUTHORIZED REPRESENTATIVE OR PRODUCER, AND THE CERTIFICATE HOLDER.

IMPORTANT: If the certificate holder is an ADDITIONAL INSURED, the policy(ies) must have ADDITIONAL INSURED provisions or be endorsed. If SUBROGATION IS WAIVED, subject to the terms and conditions of the policy, certain policies may require an endorsement. A statement on this certificate does not confer rights to the certificate holder in lieu of such endorsement(s).

PRODUCER Williams Insurance Agy. Inc. 20220 Coastal Hwy P. O. Box 1174 Rehoboth Beach, DE 19971 Travers Downes	302-227-2501	CONTACT NAME: Travers Downes PHONE (A/C, No, Ext): 302-227-2501 E-MAIL ADDRESS:	FAX (A/C, No): 302-227-3173
	INSURED Meibaum Landscaping c/o Mike Meibaum 34527 Maple Drive Lewes, DE 19958		INSURER(S) AFFORDING COVERAGE INSURER A : Selective Insurance Co of SC INSURER B : DE Comp Rating Bureau, Inc. INSURER C : INSURER D : INSURER E : INSURER F :

COVERAGES CERTIFICATE NUMBER: REVISION NUMBER:

THIS IS TO CERTIFY THAT THE POLICIES OF INSURANCE LISTED BELOW HAVE BEEN ISSUED TO THE INSURED NAMED ABOVE FOR THE POLICY PERIOD INDICATED. NOTWITHSTANDING ANY REQUIREMENT, TERM OR CONDITION OF ANY CONTRACT OR OTHER DOCUMENT WITH RESPECT TO WHICH THIS CERTIFICATE MAY BE ISSUED OR MAY PERTAIN, THE INSURANCE AFFORDED BY THE POLICIES DESCRIBED HEREIN IS SUBJECT TO ALL THE TERMS, EXCLUSIONS AND CONDITIONS OF SUCH POLICIES. LIMITS SHOWN MAY HAVE BEEN REDUCED BY PAID CLAIMS.

INSR LTR	TYPE OF INSURANCE	ADDL INSD	SUBR WVD	POLICY NUMBER	POLICY EFF (MM/DD/YYYY)	POLICY EXP (MM/DD/YYYY)	LIMITS
A	<input checked="" type="checkbox"/> COMMERCIAL GENERAL LIABILITY <input type="checkbox"/> CLAIMS-MADE <input checked="" type="checkbox"/> OCCUR GEN'L AGGREGATE LIMIT APPLIES PER: <input type="checkbox"/> POLICY <input checked="" type="checkbox"/> PROJECT <input type="checkbox"/> LOC <input type="checkbox"/> OTHER			S2331608	04/26/2024	04/26/2025	EACH OCCURRENCE \$ 1,000,000 DAMAGE TO RENTED PREMISES (Ea occurrence) \$ 500,000 MED EXP (Any one person) \$ 15,000 PERSONAL & ADV INJURY \$ 1,000,000 GENERAL AGGREGATE \$ 3,000,000 PRODUCTS - COMP/OP AGG \$ 3,000,000
A	<input checked="" type="checkbox"/> AUTOMOBILE LIABILITY <input type="checkbox"/> ANY AUTO OWNED AUTOS ONLY <input type="checkbox"/> HIRED AUTOS ONLY <input type="checkbox"/> SCHEDULED AUTOS <input type="checkbox"/> NON-OWNED AUTOS ONLY			S2331608	04/26/2024	04/26/2025	COMBINED SINGLE LIMIT (Ea accident) \$ 1,000,000 BODILY INJURY (Per person) \$ BODILY INJURY (Per accident) \$ PROPERTY DAMAGE (Per accident) \$
A	<input type="checkbox"/> UMBRELLA LIAB <input checked="" type="checkbox"/> EXCESS LIAB <input type="checkbox"/> DED <input type="checkbox"/> RETENTION \$			S2331608	04/26/2024	04/26/2025	<input checked="" type="checkbox"/> OCCUR <input type="checkbox"/> CLAIMS-MADE EACH OCCURRENCE \$ 2,000,000 AGGREGATE \$
B	<input checked="" type="checkbox"/> WORKERS COMPENSATION AND EMPLOYERS' LIABILITY ANY PROPRIETOR/PARTNER/EXECUTIVE OFFICER/MEMBER EXCLUDED? (Mandatory in NH) If yes, describe under DESCRIPTION OF OPERATIONS below	Y/N	N/A	WCDE000040801	12/14/2023	12/14/2024	<input checked="" type="checkbox"/> PER STATUTE <input type="checkbox"/> OTH-ER E.L. EACH ACCIDENT \$ 1,000,000 E.L. DISEASE - EA EMPLOYEE \$ 1,000,000 E.L. DISEASE - POLICY LIMIT \$ 1,000,000
A	Inland Marine			S2331608	04/26/2024	04/26/2025	Occurrenc \$ 25,000

DESCRIPTION OF OPERATIONS / LOCATIONS / VEHICLES (ACORD 101, Additional Remarks Schedule, may be attached if more space is required)

CERTIFICATE HOLDER State of Delaware DNREC & Division of Waste and Hazardous Substances 89 Kings Highway Dover, DE 19901	CANCELLATION SHOULD ANY OF THE ABOVE DESCRIBED POLICIES BE CANCELLED BEFORE THE EXPIRATION DATE THEREOF, NOTICE WILL BE DELIVERED IN ACCORDANCE WITH THE POLICY PROVISIONS. AUTHORIZED REPRESENTATIVE
---	--

Davis, DaQuan (DNREC)

From: Mike Meibaum <meibaumexcavation@yahoo.com>
Sent: Monday, August 26, 2024 1:30 PM
To: WHStranporters
Subject: Re: Application

I called dnrec to ask about this. They are supposed to call me back. The only thing I can think of was we were removing a roof once and we needed a 10 day notice for it. We thought we didn't need one for a roof removal. Are there going to be any more hold ups ?

[Sent from Yahoo Mail for iPhone](#)

On Monday, August 26, 2024, 11:53 AM, Mike Meibaum <meibaumexcavation@yahoo.com> wrote:

Apparently you know more about it then we do. Can you elaborate?

[Sent from Yahoo Mail for iPhone](#)

On Monday, August 26, 2024, 11:26 AM, WHStranporters <WHStranporters@delaware.gov> wrote:

Dear Mr. Meibaum,

When I reviewed your application to renew your Delaware solid waste transporter permit, for question 15 you indicated that you had not received any environmental violations. However, I was made aware that Meibaum Excavation received an environmental violation in 2022 from DNREC's Environmental Crimes Unit. Can you please explain by providing the details of the cited violation(s) and the outcome?

Thank you,

DaQuan

From: Davis, DaQuan (DNREC) **On Behalf Of** WHStranporters
Sent: Friday, August 23, 2024 3:58 PM
To: meibaumexcavation@yahoo.com
Subject: RE: Application

No, the 650.00 check will be shredded once received.

From: meibaumexcavation@yahoo.com <meibaumexcavation@yahoo.com>
Sent: Friday, August 23, 2024 3:56 PM
To: WHStranporters <WHStranporters@delaware.gov>
Subject: Re: Application

In addition to the \$650 Check that was sent?

On Friday, August 23, 2024 at 09:49:51 AM EDT, WHStranporters <whstranporters@delaware.gov> wrote:

Good morning,

Please send a new check for one year, one year is \$350.00. The reason this is required is that your permit lapsed.

Thank you,
DaQuan Davis



DaQuan L. Davis

Environmental Scientist I
Division of Waste and Hazardous Substances
✓ 302-739-9403
✉ daqun.davis@delaware.gov
📍 89 Kings Hwy SW, Dover, DE 19901
🌐 dnrec.delaware.gov



From: mike meibaum <meibaumexcavation@yahoo.com>
Sent: Thursday, August 22, 2024 10:50 AM
To: WHStranporters <WHStranporters@delaware.gov>
Subject: Re: Application

Two and it was sent priority, so it should be there? I'll check the tracking

[Sent from Yahoo Mail for iPhone](#)

On Wednesday, August 21, 2024, 6:01 PM, WHStranporters <WHStranporters@delaware.gov> wrote:

We have yet to receive a check. Is the check for one year?

From: meibaumexcavation@yahoo.com
<meibaumexcavation@yahoo.com>
Sent: Wednesday, August 21, 2024 9:27 AM
To: WHStranporters <WHStranporters@delaware.gov>
Subject: Re: Application

Just checking on the status of this and if there is anything else needed

On Friday, August 16, 2024 at 04:41:40 PM EDT, meibaumexcavation@yahoo.com <meibaumexcavation@yahoo.com> wrote:

DaQuan,

I am sending these and the Check also Priority Mail. I am waiting for the COI from the insurance company and i can forward that to you when i receive it.

I hope everything looks ok and if anything else is needed please let me know

Thanks

On Friday, August 16, 2024 at 03:40:53 PM EDT, WHStranporters <whstranporters@delaware.gov> wrote:



DaQuan L. Davis

Environmental Scientist I

Division of Waste and Hazardous Substances

☎ 302-739-9403

✉ daquan.davis@delaware.gov

📍 89 Kings Hwy SW, Dover, DE 19901

🌐 dnrec.delaware.gov



Davis, DaQuan (DNREC)

From: Mike Meibaum <meibaumexcavation@yahoo.com>
Sent: Tuesday, August 27, 2024 8:22 PM
To: Davis, DaQuan (DNREC)
Subject: Re: COI

The citation from 2022 was for a demolition we did on a roof. The roof was positive for asbestos. This was before we were licensed abatement contractor and we were in aware that it contained asbestos. The outcome from dnrec was to have a ten day notice on all commercial demolitions and to be tested for asbestos.

[Sent from Yahoo Mail for iPhone](#)

On Monday, August 19, 2024, 3:18 PM, Davis, DaQuan (DNREC) <daqun.davis@delaware.gov> wrote:

Okay, I'll remove the Freightliner.



DaQuan L. Davis

Environmental Scientist I

Division of Waste and Hazardous Substances

- ☎ 302-739-9403
- ✉ daqun.davis@delaware.gov
- 📍 89 Kings Hwy SW, Dover, DE 19901
- 🌐 dnrec.delaware.gov



From: meibaumexcavation@yahoo.com <meibaumexcavation@yahoo.com>
Sent: Monday, August 19, 2024 2:57 PM

To: Davis, DaQuan (DNREC) <daquan.davis@delaware.gov>

Subject: Re: COI

Mack

62000 lbs

VIN 1M2AG11CX5M031993

The freightliner is currently Down/Broken and we aren't sure if its worth fixing so the Mack is our only current Truck

On Monday, August 19, 2024 at 01:53:23 PM EDT, meibaumexcavation@yahoo.com <meibaumexcavation@yahoo.com> wrote:

COI attached, I requested it too late on Friday so she did it today.

Vehicle Operators- Michael Meibaum
Lorenzo Gray
Pete Wham

I can get you the list of VIN shortly

----- Forwarded Message -----

From: Caryn Marcinizyn via RPost <rmail@r1.rpost.net>

To: "meibaumexcavation@yahoo.com" <meibaumexcavation@yahoo.com>

Sent: Monday, August 19, 2024 at 09:23:32 AM EDT

Subject: RE: COI



Registered Email™ | Encrypted Transmission

You have received an encrypted email from Caryn Marcinizyn.

[Click here](#) to reply to this message encrypted.


Good morning!

Hope you guys had a nice weekend!!

Hopefully they're accept this. I had to abbreviate DNREC so it would all fit on the cert.

Thanks,

Caryn



129^^39584

From: meibaumexcavation@yahoo.com <meibaumexcavation@yahoo.com>
Sent: Friday, August 16, 2024 4:20 PM
To: Caryn Marcinizyn <cmarcinizyn@williamsagency.com>
Subject: COI

May I have a COI for

State of Delaware

Caryn Marc

Commercial Lines Ac

Williams Insura

REHOBOTH BEAC

Fax: 302.227.317

williamsagency.com

Term Life Rater

Commercial | Person

"EMAIL PRIVACY & CONFIDE!"

Department of Natural Resources and Environmental Control

Division of Waste and Hazardous Substances

89 Kings Highway

Dover, Delaware 19901

 RPost® Patented

Davis, DaQuan (DNREC)

From: mike meibaum <meibaumexcavation@yahoo.com>
Sent: Wednesday, August 28, 2024 8:48 AM
To: Davis, DaQuan (DNREC)
Subject: Fw: 2022 Summons
Attachments: Meibaum Summons.pdf

[Sent from Yahoo Mail for iPhone](#)

Begin forwarded message:


On Wednesday, August 28, 2024, 8:46 AM, Carpenter, Andrew (DNREC) <Andrew.Carpenter@delaware.gov> wrote:

Please see attached summons from 2022.

Please forward this to the waste section to complete your permit application.

Thank you,

S/CPL Andrew Carpenter
Delaware Natural Resource Police
Environmental Crimes Unit
23530 Campbell Circle-Bldg C2
Georgetown, DE 19947
302.739.9401 - Office
302.855.1902 - Fax



STATE OF DELAWARE
UNIFORM COMPLAINT AND SUMMONS

STATE OF DELAWARE COUNTY OF SUSSEX
CITY OR TOWN OF SEAFORD

OFFENDER

SBI Number: T3637568

The undersigned police officer has just and reasonable cause to believe that on: **Monday, November 28, 2022**

Name: **MEIBAUM EXCAVATION**

Address: **34527 N Maple DR, Lewes, DE 19958,**

SUMMONS

You are hereby summoned to appear:

DATE/TIME: **12/14/2022 at 14:00**

COURT: **JUSTICE OF THE PEACE COURT 03**

LOCATION: **23730 Shortly Road, Georgetown DE 19947**

OFFENSE

Charge Sequence: **001** Police Complaint Number: **97-22-002792** Arrest Number: **ACS9700195**

Charge: **Violate Federal Asbestos 40cfr Regulations** In Violation of AR 97 § 1121 1010 M

Location: **424 Front ST - Seaford, 19973**

TO WIT: MEIBAUM EXCAVATION, on or about the 28th day of November, 2022, in the County of Sussex, State of Delaware, did violate Federal Asbestos 40CFR regulation by failing to submit demolition report.

AFFIDAVIT

OFF CARPENTER - 9710 - DNRP-ENVIRONMENTAL CRIMES

Complaint Number: **97-22-002792**

Arrested by _____

(Released by authorized official)

sworn before me this _____ day of _____, AD

Judge, Magistrate, Alderman, Commissioner: _____

Failure to respond to this summons will result in the issuance of a warrant for your arrest and may result in fine, imprisonment, or both.

I promise to appear in said court at the said date and time.

Offender: _____ Date: _____

Officer: **OFF CARPENTER - 9710 - DNRP-ENVIRONMENTAL CRIMES** Date: **08/28/2024**

CORPORATIONS MUST BE REPRESENTED BY A LAWYER

Davis, DaQuan (DNREC)

From: Mike Meibaum <meibaumexcavation@yahoo.com>
Sent: Wednesday, August 28, 2024 8:48 AM
To: Davis, DaQuan (DNREC)
Subject: Citation
Attachments: Meibaum Summons.pdf

[Sent from Yahoo Mail for iPhone](#)

STATE OF DELAWARE
UNIFORM COMPLAINT AND SUMMONS

STATE OF DELAWARE COUNTY OF SUSSEX
CITY OR TOWN OF SEAFORD

OFFENDER

SBI Number: T3637568

The undersigned police officer has just and reasonable cause to believe that on: **Monday, November 28, 2022**

Name: **MEIBAUM EXCAVATION**
Address: **34527 N Maple DR, Lewes, DE 19958,**

SUMMONS

You are hereby summoned to appear:

DATE/TIME: **12/14/2022 at 14:00**
COURT: **JUSTICE OF THE PEACE COURT 03**
LOCATION: **23730 Shortly Road, Georgetown DE 19947**

OFFENSE

Charge Sequence: **001** Police Complaint Number: **97-22-002792** Arrest Number: **ACS9700195**
Charge: **Violate Federal Asbestos 40cfr Regulations** In Violation of AR 97 § 1121 1010 M
Location: **424 Front ST - Seaford, 19973**

TO WIT: MEIBAUM EXCAVATION, on or about the 28th day of November, 2022, in the County of Sussex, State of Delaware, did violate Federal Asbestos 40CFR regulation by failing to submit demolition report.

AFFIDAVIT

OFF CARPENTER - 9710 - DNRP-ENVIRONMENTAL CRIMES

Complaint Number: **97-22-002792** Arrested by _____
(Released by authorized official)

sworn before me this _____ day of _____, AD
Judge, Magistrate, Alderman, Commissioner: _____

Failure to respond to this summons will result in the issuance of a warrant for your arrest and may result in fine, imprisonment, or both.

I promise to appear in said court at the said date and time.

Offender: _____ Date: _____

Officer: **OFF CARPENTER - 9710 - DNRP-ENVIRONMENTAL CRIMES** Date: **08/28/2024**

CORPORATIONS MUST BE REPRESENTED BY A LAWYER