

# RECEIPT

DATE

12/27/24

No.

628188

RECEIVED FROM

Two Brothers Contracting, Inc.

\$

1550.00

One thousand five hundred fifty and <sup>00</sup>/<sub>100</sub> DOLLARS☐ FOR RENT☒ FOR

DE-SW-1073

ACCOUNT

PAYMENT

BAL. DUE

☐ CASH☒ CHECK☐ MONEY  
ORDER☐ CREDIT  
CARD

FROM

26889

TO

BY

M.M.



RECEIVED

DEC 27 2024

DNREC - WHS

STATE OF DELAWARE  
DEPARTMENT OF NATURAL RESOURCES  
AND ENVIRONMENTAL CONTROL  
DIVISION OF WASTE AND HAZARDOUS SUBSTANCES  
COMPLIANCE AND PERMITTING SECTION

89 KINGS HIGHWAY  
DOVER, DELAWARE 19901

TELEPHONE: (302) 739-9403  
FAX: (302) 739-5060

**SOLID WASTE TRANSPORTER PERMIT APPLICATION**

**Instructions:** You must complete this application in its entirety and attach all applicable documentation. (Note: For applicants renewing an existing permit, this application requires the submission of updated information and documentation. References to material submitted under previous applications are no longer accepted.)

The application must be signed by the company owner or a corporate officer. A check or money order payable to the "**State of Delaware**" must accompany this application and be sent to:

Delaware Department of Natural Resources and Environmental Control  
Compliance and Permitting Section  
89 Kings Highway  
Dover, DE 19901

**1. Type of Permit**

- ☐ New – **SCRAP TIRES ONLY** Submit a check or money order, payable to the "State of Delaware," in the amount of \$75.00.
- ☐ New – **ALL OTHERS** Submit a check or money order, payable to the "State of Delaware" in the amount of \$350.00.
- ☒ Renewal: Permit # DE-SW- 1073 Expiration Date 03/31/25

Please indicate the term for which you desire your permit to be issued. Submit a check or money order, payable to the "State of Delaware," for the indicated permit fee.

**SCRAP TIRES ONLY**

- ☐ One Year - \$75.00
- ☐ Two Years - \$125.00
- ☐ Three Years - \$175.00
- ☐ Four Years - \$225.00
- ☐ Five Years - \$275.00

**ALL OTHERS**

- ☐ One Year - \$350.00
- ☐ Two Years - \$650.00
- ☐ Three Years - \$950.00
- ☐ Four Years - \$1250.00
- ☒ Five Years - \$1550.00



## 2. Release to Public

Do you wish to be included on the list of transporters that is provided to persons requesting a list of Delaware permitted solid waste transporters? ☐ Yes ☒ No

## 3. Company Information

Company Name Two Brothers Contracting, Inc.

Location Address:	Mailing Address:
11 Vreeland Avenue, Totowa, NJ 07512	11 Vreeland Avenue, Totowa, NJ 07512

Contact: Elizabeth Mladenovic Title: VP of Operations

Business Phone: 973-956-8700 x203 Fax: 973-956-8811

E-mail: lizs@tbcdemo.com

24 hr Emergency Contact Phone: [REDACTED]

## 4. Company Ownership Information

(a). Please indicate the company type:

☐ Proprietorship

☐ Partnership

☒ Corporation - If company is a corporation, indicate city, state, and date of incorporation.

City: Totowa State: NJ Date: 08/16/1993

☐ Municipality

☐ Public institution

☐ Limited Liability Corporation (LLC) State: \_\_\_\_\_

☐ Other: (must specify) \_\_\_\_\_

(b). For each Owner, Partner, or Corporate Officer, attach a list with name, title, mailing address, date of birth, and % ownership. Include all stockholders owning greater than 5% outstanding shares.

☒ Attachment \_\_\_\_\_

(c). If company is owned by or affiliated with a parent company, attach parent company name, address & mailing address, and % ownership.

☐ Attachment \_\_\_\_\_

☒ No parent company

## 5. Company locations in Delaware

List name and street address of each company location, including freight terminals, within the State of Delaware.

- ☐ Attachment \_\_\_\_\_  
☒ No Delaware locations

## 6. Company Affiliates

List name, location and mailing addresses, nature of business relationship of all company Affiliates, which affiliates are engaged in the business of waste transport, treatment, storage, disposal, recovery or reclamation. (Affiliated companies are defined as those companies owned by the same owners, corporate officers, or parent company.)

- ☐ Attachment \_\_\_\_\_  
☒ No affiliates

## 7. Type of Waste to be Transported

(a). Check all that apply. Refer to Delaware's *Regulations Governing Solid Waste* for definitions of waste categories.

- ☐ Residential waste  
☐ Commercial waste (from **non-manufacturing, non-processing** businesses and offices)  
☐ Industrial waste (from a manufacturing or industrial process)  
☐ Dry waste: ☒ construction/demolition debris  
☐ trees/stumps  
☐ other (must specify) \_\_\_\_\_  
☐ Ash: ☐ municipal incinerator  
☐ coal ash  
☐ other (must specify) \_\_\_\_\_  
☐ Infectious waste  
☐ Non-hazardous petroleum-hydrocarbon contaminated soils  
☒ Asbestos-containing waste  
☐ Scrap Tires

(b). Does your company collect and transport residential (household) waste from single family homes, condominiums and apartment complexes in Delaware? ☐ Yes ☒ No

(c). If you answered "YES" to question 7.b., above, does your company provide recycling services to those customers? ☐ Yes ☐ No ☐ N/A

(d). If you offer recycling services, does your company collect and transport the recyclables separately from the waste generated by your customers? ☐ Yes ☐ No

(e). If you offer recycling services, are the recyclables ultimately taken to an incinerator (waste-to-energy) or landfill? ☐ Yes ☐ No

### 8. Treatment, Storage, and Disposal Facilities

- (a). Do you cross state lines with the waste? ☒ Yes ☐ No
- (b). Identify in an attachment **all** solid waste Treatment, Storage, Disposal Facilities, Reclamation Facilities and Transfer Stations to which the waste will be transported.
- ☐ Delaware Solid Waste Authority locations: (attachment) \_\_\_\_\_
  - ☐ Clean Earth of New Castle, Inc. (thermal treatment facility for PHC-soils)
  - ☒ Delaware Recyclable Products, Inc. (dry waste, commercial, industrial, and PHC-soils)
  - ☐ Other in-state solid waste facilities, including private facilities: (attachment) \_\_\_\_\_
  - ☐ Out of state solid waste TSD facilities: (attachment) \_\_\_\_\_

### 9. Other Transporter Permits

- (a). Attach a copy of your home state solid waste transporter permit. (N/A if Delaware is your home state.)
- ☒ Attachment NJ Permit
- ☐ Not applicable-No transporter permit required for these solid waste types in our home state.

- (b). List solid waste transporter permits held in other states.

- ☒ Attachment NY Permit
- ☐ No transporter permits in other states

- (c). Indicate your Federal DOT number and Motor Carrier number:

DOT# 688983 MC# \_\_\_\_\_

- ☐ N/A If N/A, please provide an explanation, on the following page, as to why you are not required to have a DOT or MC number.

### 10. Proof of Financial Responsibility

The transporter must submit proof of financial responsibility as established in section 7.2.4 of Delaware's *Regulations Governing Solid Waste*. This proof may be established by a Certificate of Insurance, with MCS-90 endorsement where applicable, or by other means approved by the Department. (The Certificate of Insurance must identify the **Department of Natural Resources and Environmental Control, Compliance and Permitting Section** as the certificate holder.)

- (a). Are you for-hire in interstate commerce? ☐ Yes ☒ No (For-Hire means you are in the business of transporting, for compensation or payment, wastes generated by a company other than your own.)
- (b). Do you transport in the State of Delaware Only (Intrastate)? ☐ Yes ☒ No
- (c). Do you transport Interstate? ☒ Yes ☐ No

- (d). Certificate of Insurance must be attached and include minimum automobile liability coverage as follows:

	<b>FOR-HIRE INTERSTATE</b>	<b>ALL OTHERS</b>
Residential Waste	\$750,000.00 + MCS-90 <input type="checkbox"/>	\$350,000.00 <input type="checkbox"/>
Commercial Waste	\$750,000.00 + MCS-90 <input type="checkbox"/>	\$350,000.00 <input type="checkbox"/>
Industrial Waste	\$750,000.00 + MCS-90 <input type="checkbox"/>	\$350,000.00 <input type="checkbox"/>
Dry Waste	\$750,000.00 + MCS-90 <input type="checkbox"/>	\$350,000.00 <input type="checkbox"/>
Ash	\$750,000.00 + MCS-90 <input type="checkbox"/>	\$350,000.00 <input type="checkbox"/>
Infectious Waste	\$1,000,000.00 + MCS-90 <input type="checkbox"/>	\$750,000.00 + MCS-90 <input type="checkbox"/>
Non-Hazardous Petroleum	\$750,000.00 + MCS-90 <input type="checkbox"/>	\$350,000.00 <input type="checkbox"/>
Contaminated Soils	\$1,000,000.00 + MCS-90 <input type="checkbox"/>	\$350,000.00 <input type="checkbox"/>
Asbestos	(For Hire & Private)	
Scrap Tires Only	\$350,000.00 <input type="checkbox"/>	\$350,000.00 <input type="checkbox"/>

## 11. Spill Control and Safety

List all spill control and safety equipment which will be carried on each vehicle. (**Note:** Separate lists by type of vehicle and type of waste may be required.) Attach a copy of the Spill Control Plan. The Spill Control Plan **must** contain the following elements: (1) List of safety and spill control equipment carried in the vehicle, (2) Driver preventive measures, (3) Driver immediate corrective actions, (4) Company internal communications, (5) Company external communications including the **Delaware Emergency Reporting Numbers: 1-800-662-8802 and 302-739-9401**, and (6) Cleanup and decontamination measures.

✓ Spill Control Plan: Attachment \_\_\_\_\_

## 12. Driver Training

**IN SUMMARY OR OUTLINE FORM**, describe the procedures that your company takes to ensure that all company drivers are safe and competent drivers. Small owner-operators may describe their years of experience and driving record in lieu of a formal program.

- Include requirements for special licenses (e.g. CDL, including any special endorsements), any special training received, including dates training was received (e.g. asbestos training), and any ongoing company programs. (e.g. weekly safety meetings or annual refresher courses);
- Include your company procedure for periodic checks of the driver's records for moving violations, and your company policy on progressive counseling/discipline based on points;
- Describe how drivers are instructed in the following:
  - Knowledge of proper handling procedures for the type of solid waste being transported.
  - Familiarity with the approved accidental discharge containment plan. (Spill Control Plan)
  - Familiarity with the conditions of the solid waste transporter's permit.

✓ Driver Training, attachment \_\_\_\_\_



### 13. Vehicle Identification

On the form provided with this application, list **MAKE, MODEL, YEAR, SERIAL NUMBER, LICENSE PLATE NUMBER, STATE OF REGISTRATION, MANUFACTURER'S GVWR and OWNERSHIP** of all vehicles used for the transportation of solid waste. You must list both motorized and container units. (If you maintain a list of company vehicles in a computer database you may submit a print out of the vehicles provided it contains the information requested herein.)

**NOTE: You must notify CAPS in writing of any changes to information contained within this application, such as additions or deletions of vehicles, in accordance with conditions of the issued permit.**

☒ Vehicle List Attached

### 14. Vehicle Operator Information

Is a list of all vehicle operators attached? ☒ Yes

What tax form do you submit to the IRS for your vehicle operators?

☒ Form W-2

☐ Form 1099-Misc

☐ Other

### 15. Environmental Record

List all criminal citations, arrests, convictions, civil or administrative violations, and civil or administrative enforcement actions, and the disposition(s) thereof for the violation or alleged violation of any environmental statute, regulation, permit, license, approval, or order, regardless of the state in which it occurred. Indicate whether it was a local, state, or federal violation or alleged violation. List all such items for the applicant, and if the applicant is other than an individual, for any employee while employed by the applicant, or any partner, officer, or director of the applicant as an individual or for any former business of such partner, officer, or director. For civil or administrative violations or alleged violations, list all such items for the last five (5) years from the date of the application. Information submitted under this section is subject to verification. **Failure to submit complete and accurate information may lead to permit denial or revocation.**

☐ Attachment \_\_\_\_\_

☒ No violations within the specified time period

### 16. Certification

I certify under penalty of law that I have personally examined and am familiar with the information submitted in this application and all attachments and that, upon personal knowledge and information, the information is true, accurate, and complete. I am aware that there are significant penalties for submitting false information.

**\*\*Signature** \_\_\_\_\_ **Date** \_\_\_\_\_

**Print Name** Sava Mladenovic **Title** President

***\*\*A legal owner or corporate officer must sign the application\*\****

VEHICLE INFORMATION - See Item 13 of the application.

Use this form, or other format which provides the same information, to answer the VEHICLE IDENTIFICATION requirement of the application. List all vehicles, both motorized and container (if a license plate is required on the container) to be used to haul solid waste in the state of Delaware. In addition, list the vehicle owner, owner's address, and domicile address if different from the company address provided in the application.

[illegible]

## SPILL CONTROL PLAN FOR SOLID WASTE HAULERS

- (1) Spill control and safety equipment carried in each vehicle:
  - 1). Reflectors and/or flares
  - 2). Fire extinguisher
  - 3). First aid kit
  - 4). Heavy-duty gloves, hard hat
  - 5). Flashlight
  - 6).
- (2) All loads will be enclosed, covered, or tarped to prevent accidental discharge of the waste during transport to the disposal facility.
- (3) The driver will perform the following pre-trip inspections:
  - 1).
  - 2).
- (4) If there is an accident or other emergency which causes a portion of the load to be spilled, the driver, if uninjured, will contact the following designated company coordinator:  
Name: \_\_\_\_\_ Phone: \_\_\_\_\_
- (5) The designated coordinator will contact the state and municipal authorities where the accident occurred. If the accident or spill has the potential to cause environmental damage, (either due to the nature of the waste, location of the accident, or additional factors such as leaking oil, gasoline, or hydraulic fluid) the person contacted will notify the state emergency response team, by calling one of the following numbers:  
**Delaware: 911, (302) 739-9401 or 1-800-662-8802** (Other numbers may be listed as follows, however, the listed Delaware numbers **must** be included in the spill control plan.)  
Maryland:  
New Jersey:
- (6) The designated coordinator will contract for clean-up services with another company. (This is optional, however, if another company is to be contracted, please append a list of cleanup companies by either region or state.)
- (7) This plan will be carried in all vehicles, along with the permit.

ATTACHMENT FOR QUESTION 4B - OWNERSHIP LIST

December 4, 2024

State of Delaware  
Department of Natural Resources  
and Environmental Control  
Division of Waste and Hazardous Substances  
Compliance and Permitting Section  
89 Kings Highway  
Dover, DE 19901

REF: Permit Renewal DE-SW-1073

The following are addition responses required for the renewal of our permit.

4(b) Ownership

Sava Mladenovic, President

[REDACTED]

50% ownership

Ray Mladenovic, Vice President

[REDACTED]

50% ownership





New Jersey Department of Environmental Protection  
Vehicle Registration Unit  
9 Ewing Street, Mail Code 09-01, PO Box 420  
Trenton, NJ 08625-0420  
(609) 292-7081 LRU@dep.nj.gov

### NJDEP Transporter Vehicle Registration Card

Expiration Date: 06/30/2025  
Decal Number: SWL-25-022803  
Vin ID#: 1XK1D40X4LJ430386 NJ  
License Plate #: AZ190A  
Vehicle Type: Single Unit Vehicle  
Vehicle leased?: N  
If Yes, lessor's name:


### LICENSED SOLID WASTE

*NJDEP Registered Transporter:*

**TWO BROTHERS CONTRACTING INC**  
11 VREELAND AVENUE,  
TOTOWA, NJ 07512

NJDEP Registered Transporter:  
**TWO BROTHERS CONTRACTING INC**  
NJDEP #: 18743

**This card must be carried in the cab of the vehicle at all times.**  
This registration card & decal are valid for use only by the listed registrant.  
Leased equipment can only be used to transport waste by the listed registrant.





New Jersey Department of Environmental Protection  
Compliance and Enforcement  
Vehicle Registration Unit  
9 Ewing Street, Mail Code 09-01, P.O. Box 420  
Trenton, NJ 08625-0420  
(609) 292-7081 LRU@dep.nj.gov

**LICENSED SOLID WASTE**

*NJDEP Registered Transporter:*

**TWO BROTHERS CONTRACTING INC**  
11 VREELAND AVENUE,  
TOTOWA, NJ 07512

1996 East

**NJDEP Transporter Vehicle Registration Card**

Expiration Date: 06/30/2025  
Decal Number: **SWL-25-003753**  
Vin ID#: **1E1U1X280TRG19939** NJ  
License Plate #: **T63P1L**  
Vehicle Type: **Trailer**  
Vehicle leased?: **N**  
If Yes, lessor's name:

NJDEP Registered Transporter:  
**TWO BROTHERS CONTRACTING INC**  
NJDEP #: **18743**

**This card must be carried in the cab of the vehicle at all times.**  
This registration card & decal are valid for use only by the listed registrant.  
Leased equipment can only be used to transport waste by the listed registrant.







New Jersey Department of Environmental Protection  
Compliance and Enforcement  
Vehicle Registration Unit  
9 Ewing Street, Mail Code 09-01, P.O. Box 420  
Trenton, NJ 08625-0420  
(609) 292-7081 LRU@dep.nj.gov

**LICENSED SOLID WASTE**

*NJDEP Registered Transporter:*

**TWO BROTHERS CONTRACTING INC**  
11 VREELAND AVENUE,  
TOTOWA, NJ 07512


2004 Cast

**NJDEP Transporter Vehicle Registration Card**

Expiration Date: 06/30/2025  
Decal Number: **SWL-25-003754**  
Vin ID#: **1E1UIX2864RL34001** NJ  
License Plate #: **TER86Z**  
Vehicle Type: **Trailer**  
Vehicle leased?: N  
If Yes, lessor's name:

NJDEP Registered Transporter:  
**TWO BROTHERS CONTRACTING INC**  
NJDEP #: **18743**

**This card must be carried in the cab of the vehicle at all times.**  
This registration card & decal are valid for use only by the listed registrant.  
Leased equipment can only be used to transport waste by the listed registrant.





New Jersey Department of Environmental Protection  
Compliance and Enforcement  
Vehicle Registration Unit  
9 Ewing Street, Mail Code 09-01, P.O. Box 420  
Trenton, NJ 08625-0420  
(609) 292-7081 LRU@dep.nj.gov

**LICENSED SOLID WASTE**

*NJDEP Registered Transporter:*

**TWO BROTHERS CONTRACTING INC**  
11 VREELAND AVENUE,  
TOTOWA, NJ 07512

**NJDEP Transporter Vehicle Registration Card**

Expiration Date: 06/30/2025  
Decal Number: SWL-25-003755  
Vin ID#: 1M9SD343675567781 NJ  
License Plate #: T53T9P  
Vehicle Type: Trailer  
Vehicle leased?: N  
If Yes, lessor's name:

NJDEP Registered Transporter:  
**TWO BROTHERS CONTRACTING INC**  
NJDEP #: 18743

This card must be carried in the cab of the vehicle at all times.  
This registration card & decal are valid for use only by the listed registrant.  
Leased equipment can only be used to transport waste by the listed registrant.







New Jersey Department of Environmental Protection  
Compliance and Enforcement  
Vehicle Registration Unit  
9 Ewing Street, Mail Code 09-01, P.O. Box 420  
Trenton, NJ 08625-0420  
(609) 292-7081 LRU@dep.nj.gov

**LICENSED SOLID WASTE**

*NJDEP Registered Transporter:*

**TWO BROTHERS CONTRACTING INC**  
11 VREELAND AVENUE,  
TOTOWA, NJ 07512

2007 Montone

**NJDEP Transporter Vehicle Registration Card**

Expiration Date: **06/30/2025**  
Decal Number: **SWL-25-003756**  
Vin ID#: **1M9SD343475567200** NJ  
License Plate #: **TEH77W**  
Vehicle Type: **Trailer**  
Vehicle leased?: **N**  
If Yes, lessor's name:

NJDEP Registered Transporter:  
**TWO BROTHERS CONTRACTING INC**  
NJDEP #: **18743**

**This card must be carried in the cab of the vehicle at all times.**  
This registration card & decal are valid for use only by the listed registrant.  
Leased equipment can only be used to transport waste by the listed registrant.





New Jersey Department of Environmental Protection  
Compliance and Enforcement  
Vehicle Registration Unit  
9 Ewing Street, Mail Code 09-01, P.O. Box 420  
Trenton, NJ 08625-0420  
(609) 292-7081 LRU@dep.nj.gov

**LICENSED SOLID WASTE**  
NJDEP Registered Transporter:

**TWO BROTHERS CONTRACTING INC**  
11 VREELAND AVENUE,  
TOTOWA, NJ 07512

**NJDEP Transporter Vehicle Registration Card**

Expiration Date: 06/30/2025  
Decal Number: **SWL-25-003757**  
Vin ID#: **8BTPE7CD3DE131548** NJ  
License Plate #: **XFGN54**  
Vehicle Type: **Single Unit Vehicle**  
Vehicle leased?: N  
If Yes, lessor's name:

NJDEP Registered Transporter:  
**TWO BROTHERS CONTRACTING INC**  
NJDEP #: **18743**

This card must be carried in the cab of the vehicle at all times.  
This registration card & decal are valid for use only by the listed registrant.  
Leased equipment can only be used to transport waste by the listed registrant.







New Jersey Department of Environmental Protection  
Compliance and Enforcement  
Vehicle Registration Unit  
9 Ewing Street, Mail Code 09-01, P.O. Box 420  
Trenton, NJ 08625-0420  
(609) 292-7081 LRU@dep.nj.gov

**LICENSED SOLID WASTE**

*NJDEP Registered Transporter:*

**TWO BROTHERS CONTRACTING INC**  
11 VREELAND AVENUE,  
TOTOWA, NJ 07512

**NJDEP Transporter Vehicle Registration Card**

Expiration Date: 06/30/2025  
Decal Number: SWL-25-003764  
Vin ID#: W1Y5EBHYXNT091339 NJ  
License Plate #: XMCB14  
Vehicle Type: Single Unit Vehicle  
Vehicle leased?: N  
If Yes, lessor's name:

NJDEP Registered Transporter:  
**TWO BROTHERS CONTRACTING INC**  
NJDEP #: 18743

**This card must be carried in the cab of the vehicle at all times.**  
This registration card & decal are valid for use only by the listed registrant.  
Leased equipment can only be used to transport waste by the listed registrant.





New Jersey Department of Environmental Protection  
Compliance and Enforcement  
Vehicle Registration Unit  
9 Ewing Street, Mail Code 09-01, P.O. Box 420  
Trenton, NJ 08625-0420  
(609) 292-7081 LRU@dep.nj.gov

**LICENSED SOLID WASTE**

*NJDEP Registered Transporter:*

**TWO BROTHERS CONTRACTING INC**  
11 VREELAND AVENUE,  
TOTOWA, NJ 07512

**NJDEP Transporter Vehicle Registration Card**

Expiration Date: 06/30/2025  
Decal Number: SWL-25-003766  
Vin ID#: W1W5ECHY0NT109376 NJ  
License Plate #: XFGN55  
Vehicle Type: Single Unit Vehicle  
Vehicle leased?: N  
If Yes, lessor's name:

NJDEP Registered Transporter:  
**TWO BROTHERS CONTRACTING INC**  
NJDEP #: 18743

This card must be carried in the cab of the vehicle at all times.  
This registration card & decal are valid for use only by the listed registrant.  
Leased equipment can only be used to transport waste by the listed registrant.

2022 Sprinter #21







New Jersey Department of Environmental Protection  
Compliance and Enforcement  
Vehicle Registration Unit  
9 Ewing Street, Mail Code 09-01, P.O. Box 420  
Trenton, NJ 08625-0420  
(609) 292-7081 LRU@dep.nj.gov

**LICENSED SOLID WASTE**

*NJDEP Registered Transporter:*

**TWO BROTHERS CONTRACTING INC**  
11 VREELAND AVENUE,  
TOTOWA, NJ 07512

2022 Sprinter  
#22

**NJDEP Transporter Vehicle Registration Card**

Expiration Date: 06/30/2025  
Decal Number: **SWL-25-003765**  
Vin ID#: **W1W5ECHYXNT111538 NJ**  
License Plate #: **XBRU16**  
Vehicle Type: **Single Unit Vehicle**  
Vehicle leased?: **N**  
If Yes, lessor's name:

NJDEP Registered Transporter:  
**TWO BROTHERS CONTRACTING INC**  
NJDEP #: **18743**

**This card must be carried in the cab of the vehicle at all times.**  
This registration card & decal are valid for use only by the listed registrant.  
Leased equipment can only be used to transport waste by the listed registrant.





New Jersey Department of Environmental Protection  
Compliance and Enforcement  
Vehicle Registration Unit  
9 Ewing Street, Mail Code 09-01, P.O. Box 420  
Trenton, NJ 08625-0420  
(609) 292-7081 LRU@dep.nj.gov

**LICENSED SOLID WASTE**

*NJDEP Registered Transporter:*

**TWO BROTHERS CONTRACTING INC**  
11 VREELAND AVENUE,  
TOTOWA, NJ 07512

**NJDEP Transporter Vehicle Registration Card**

Expiration Date: 06/30/2025  
Decal Number: **SWL-25-003767**  
Vin ID#: **1FD0X5HT4NEE14654** NJ  
License Plate #: **XMDJ68**  
Vehicle Type: **Single Unit Vehicle**  
Vehicle leased?: N  
If Yes, lessor's name:

NJDEP Registered Transporter:  
**TWO BROTHERS CONTRACTING INC**  
NJDEP #: **18743**

This card must be carried in the cab of the vehicle at all times.  
This registration card & decal are valid for use only by the listed registrant.  
Leased equipment can only be used to transport waste by the listed registrant.







New Jersey Department of Environmental Protection  
Compliance and Enforcement  
Vehicle Registration Unit  
9 Ewing Street, Mail Code 09-01, P.O. Box 420  
Trenton, NJ 08625-0420  
(609) 292-7081 LRU@dep.nj.gov

**LICENSED SOLID WASTE**

*NJDEP Registered Transporter:*

**TWO BROTHERS CONTRACTING INC**  
11 VREELAND AVENUE,  
TOTOWA, NJ 07512

**NJDEP Transporter Vehicle Registration Card**

Expiration Date: 06/30/2025  
Decal Number: **SWL-25-003761**  
Vin ID#: **JALE5W164C7300230** NJ  
License Plate #: **X3285L**  
Vehicle Type: **Single Unit Vehicle**  
Vehicle leased?: N  
If Yes, lessor's name:

NJDEP Registered Transporter:  
**TWO BROTHERS CONTRACTING INC**  
NJDEP #: **18743**

**This card must be carried in the cab of the vehicle at all times.**  
This registration card & decal are valid for use only by the listed registrant.  
Leased equipment can only be used to transport waste by the listed registrant.





New Jersey Department of Environmental Protection  
Compliance and Enforcement  
Vehicle Registration Unit  
9 Ewing Street, Mail Code 09-01, P.O. Box 420  
Trenton, NJ 08625-0420  
(609) 292-7081 LRU@dep.nj.gov

**LICENSED SOLID WASTE**

*NJDEP Registered Transporter:*

**TWO BROTHERS CONTRACTING INC**  
11 VREELAND AVENUE,  
TOTOWA, NJ 07512

**NJDEP Transporter Vehicle Registration Card**

Expiration Date: **06/30/2025**  
Decal Number: **SWL-25-003760**  
Vin ID#: **2NKHHN6X29M247872** NJ  
License Plate #: **XW413Z**  
Vehicle Type: **Cab**  
Vehicle leased?: **N**  
If Yes, lessor's name:

NJDEP Registered Transporter:  
**TWO BROTHERS CONTRACTING INC**  
NJDEP #: **18743**

This card must be carried in the cab of the vehicle at all times.  
This registration card & decal are valid for use only by the listed registrant.  
Leased equipment can only be used to transport waste by the listed registrant.







New Jersey Department of Environmental Protection  
Compliance and Enforcement  
Vehicle Registration Unit  
9 Ewing Street, Mail Code 09-01, P.O. Box 420  
Trenton, NJ 08625-0420  
(609) 292-7081 LRU@dep.nj.gov

**LICENSED SOLID WASTE**

*NJDEP Registered Transporter:*

**TWO BROTHERS CONTRACTING INC**  
11 VREELAND AVENUE,  
TOTOWA, NJ 07512

**NJDEP Transporter Vehicle Registration Card**

Expiration Date: 06/30/2025  
Decal Number: SWL-25-003758  
Vin ID#: 1XKWDB0X71J876071 NJ  
License Plate #: AK605W  
Vehicle Type: Cab  
Vehicle leased?: N  
If Yes, lessor's name:

NJDEP Registered Transporter:  
**TWO BROTHERS CONTRACTING INC**  
NJDEP #: 18743

**This card must be carried in the cab of the vehicle at all times.**  
This registration card & decal are valid for use only by the listed registrant.  
Leased equipment can only be used to transport waste by the listed registrant.





New Jersey Department of Environmental Protection  
Compliance and Enforcement  
Vehicle Registration Unit  
9 Ewing Street, Mail Code 09-01, P.O. Box 420  
Trenton, NJ 08625-0420  
(609) 292-7081 LRU@dep.nj.gov

**LICENSED SOLID WASTE**

*NJDEP Registered Transporter:*

**TWO BROTHERS CONTRACTING INC**  
11 VREELAND AVENUE,  
TOTOWA, NJ 07512

**NJDEP Transporter Vehicle Registration Card**

Expiration Date: 06/30/2025  
Decal Number: **SWL-25-003759**  
Vin ID#: 1NKDXBEX87J213974 NJ  
License Plate #: AN577K  
Vehicle Type: **Single Unit Vehicle**  
Vehicle leased?: N  
If Yes, lessor's name:

NJDEP Registered Transporter:  
**TWO BROTHERS CONTRACTING INC**  
NJDEP #: 18743

**This card must be carried in the cab of the vehicle at all times.**  
This registration card & decal are valid for use only by the listed registrant.  
Leased equipment can only be used to transport waste by the listed registrant.







New Jersey Department of Environmental Protection  
Compliance and Enforcement  
Vehicle Registration Unit  
9 Ewing Street, Mail Code 09-01, P.O. Box 420  
Trenton, NJ 08625-0420  
(609) 292-7081 LRU@dep.nj.gov

**LICENSED SOLID WASTE**

*NJDEP Registered Transporter:*

**TWO BROTHERS CONTRACTING INC  
11 VREELAND AVENUE,  
TOTOWA, NJ 07512**

NJ-750

**NJDEP Transporter Vehicle Registration Card**

Expiration Date: 06/30/2025  
Decal Number: **SWL-25-003752**  
Vin ID#: **1NKDXBEX46J131318** NJ  
License Plate #: **AL335Z**  
Vehicle Type: **Cab**  
Vehicle leased?: **N**  
If Yes, lessor's name:

NJDEP Registered Transporter:  
**TWO BROTHERS CONTRACTING INC**  
NJDEP #: **18743**

**This card must be carried in the cab of the vehicle at all times.**  
This registration card & decal are valid for use only by the listed registrant.  
Leased equipment can only be used to transport waste by the listed registrant.





New Jersey Department of Environmental Protection  
Compliance and Enforcement  
Vehicle Registration Unit  
9 Ewing Street, Mail Code 09-01, P.O. Box 420  
Trenton, NJ 08625-0420  
(609) 292-7081 LRU@dep.nj.gov

**LICENSED SOLID WASTE**

*NJDEP Registered Transporter:*

**TWO BROTHERS CONTRACTING INC**  
11 VREELAND AVENUE,  
TOTOWA, NJ 07512

**NJDEP Transporter Vehicle Registration Card**

Expiration Date: 06/30/2025  
Decal Number: **SWL-25-003762**  
Vin ID#: **1XP5PBTX64N834335** NJ  
License Plate #: **AP137H**  
Vehicle Type: **Cab**  
Vehicle leased?: **N**  
If Yes, lessor's name:

NJDEP Registered Transporter:  
**TWO BROTHERS CONTRACTING INC**  
NJDEP #: **18743**

This card must be carried in the cab of the vehicle at all times.  
This registration card & decal are valid for use only by the listed registrant.  
Leased equipment can only be used to transport waste by the listed registrant.







New Jersey Department of Environmental Protection  
Compliance and Enforcement  
Vehicle Registration Unit  
9 Ewing Street, Mail Code 09-01, P.O. Box 420  
Trenton, NJ 08625-0420  
(609) 292-7081 LRU@dep.nj.gov

**LICENSED SOLID WASTE**

*NJDEP Registered Transporter:*


**TWO BROTHERS CONTRACTING INC**  
**11 VREELAND AVENUE,**  
**TOTOWA, NJ 07512**

**NJDEP Transporter Vehicle Registration Card**

Expiration Date: **06/30/2025**  
Decal Number: **SWL-25-003763**  
Vin ID#: **1NKZX4EX2MJ455057** NJ  
License Plate #: **AW411U**  
Vehicle Type: **Single Unit Vehicle**  
Vehicle leased?: **N**  
If Yes, lessor's name:

NJDEP Registered Transporter:  
**TWO BROTHERS CONTRACTING INC**  
NJDEP #: **18743**

**This card must be carried in the cab of the vehicle at all times.**  
**This registration card & decal are valid for use only by the listed registrant.**  
**Leased equipment can only be used to transport waste by the listed registrant.**





STATE OF NEW JERSEY  
DEPARTMENT OF ENVIRONMENTAL PROTECTION  
SOLID WASTE TRANSPORTER

**A-901 LICENSED CONTAINER**

**218112**

**EXPIRES JUNE 30, 2025**



STATE OF NEW JERSEY  
DEPARTMENT OF ENVIRONMENTAL PROTECTION  
SOLID WASTE TRANSPORTER

**A-901 LICENSED CONTAINER**

**218114**

**EXPIRES JUNE 30, 2025**



STATE OF NEW JERSEY  
DEPARTMENT OF ENVIRONMENTAL PROTECTION  
SOLID WASTE TRANSPORTER

**A-901 LICENSED CONTAINER**

**218113**

**EXPIRES JUNE 30, 2025**



STATE OF NEW JERSEY  
DEPARTMENT OF ENVIRONMENTAL PROTECTION  
SOLID WASTE TRANSPORTER

**A-901 LICENSED CONTAINER**

**218115**

**EXPIRES JUNE 30, 2025**





STATE OF NEW JERSEY  
DEPARTMENT OF ENVIRONMENTAL PROTECTION  
SOLID WASTE TRANSPORTER

**A-901 LICENSED CONTAINER**

**218116**

**EXPIRES JUNE 30, 2025**



STATE OF NEW JERSEY  
DEPARTMENT OF ENVIRONMENTAL PROTECTION  
SOLID WASTE TRANSPORTER

**A-901 LICENSED CONTAINER**

**218118**

**EXPIRES JUNE 30, 2025**



STATE OF NEW JERSEY  
DEPARTMENT OF ENVIRONMENTAL PROTECTION  
SOLID WASTE TRANSPORTER

**A-901 LICENSED CONTAINER**

**218117**

**EXPIRES JUNE 30, 2025**



STATE OF NEW JERSEY  
DEPARTMENT OF ENVIRONMENTAL PROTECTION  
SOLID WASTE TRANSPORTER

**A-901 LICENSED CONTAINER**

**218119**

**EXPIRES JUNE 30, 2025**





STATE OF NEW JERSEY  
DEPARTMENT OF ENVIRONMENTAL PROTECTION  
SOLID WASTE TRANSPORTER

**A-901 LICENSED CONTAINER**

**218120**

**EXPIRES JUNE 30, 2025**



STATE OF NEW JERSEY  
DEPARTMENT OF ENVIRONMENTAL PROTECTION  
SOLID WASTE TRANSPORTER

**A-901 LICENSED CONTAINER**

**218122**

**EXPIRES JUNE 30, 2025**



STATE OF NEW JERSEY  
DEPARTMENT OF ENVIRONMENTAL PROTECTION  
SOLID WASTE TRANSPORTER

**A-901 LICENSED CONTAINER**

**218121**

**EXPIRES JUNE 30, 2025**



STATE OF NEW JERSEY  
DEPARTMENT OF ENVIRONMENTAL PROTECTION  
SOLID WASTE TRANSPORTER

**A-901 LICENSED CONTAINER**

**218123**

**EXPIRES JUNE 30, 2025**





STATE OF NEW JERSEY  
DEPARTMENT OF ENVIRONMENTAL PROTECTION  
SOLID WASTE TRANSPORTER

**A-901 LICENSED CONTAINER**

**218124**

**EXPIRES JUNE 30, 2025**

STATE OF NEW JERSEY  
DEPARTMENT OF ENVIRONMENTAL PROTECTION  
SOLID WASTE TRANSPORTER

**A-901 LICENSED CONTAINER**

**218126**

**EXPIRES JUNE 30, 2025**

STATE OF NEW JERSEY  
DEPARTMENT OF ENVIRONMENTAL PROTECTION  
SOLID WASTE TRANSPORTER

**A-901 LICENSED CONTAINER**

**218125**

**EXPIRES JUNE 30, 2025**

STATE OF NEW JERSEY  
DEPARTMENT OF ENVIRONMENTAL PROTECTION  
SOLID WASTE TRANSPORTER

**A-901 LICENSED CONTAINER**

**218127**

**EXPIRES JUNE 30, 2025**



STATE OF NEW JERSEY  
DEPARTMENT OF ENVIRONMENTAL PROTECTION  
SOLID WASTE TRANSPORTER

**A-901 LICENSED CONTAINER**

**218128**

**EXPIRES JUNE 30, 2025**



STATE OF NEW JERSEY  
DEPARTMENT OF ENVIRONMENTAL PROTECTION  
SOLID WASTE TRANSPORTER

**A-901 LICENSED CONTAINER**

**218130**

**EXPIRES JUNE 30, 2025**



STATE OF NEW JERSEY  
DEPARTMENT OF ENVIRONMENTAL PROTECTION  
SOLID WASTE TRANSPORTER

**A-901 LICENSED CONTAINER**

**218129**

**EXPIRES JUNE 30, 2025**



STATE OF NEW JERSEY  
DEPARTMENT OF ENVIRONMENTAL PROTECTION  
SOLID WASTE TRANSPORTER

**A-901 LICENSED CONTAINER**

**218131**

**EXPIRES JUNE 30, 2025**





STATE OF NEW JERSEY  
DEPARTMENT OF ENVIRONMENTAL PROTECTION  
SOLID WASTE TRANSPORTER

**A-901 LICENSED CONTAINER**

**218132**

**EXPIRES JUNE 30, 2025**



STATE OF NEW JERSEY  
DEPARTMENT OF ENVIRONMENTAL PROTECTION  
SOLID WASTE TRANSPORTER

**A-901 LICENSED CONTAINER**

**218134**

**EXPIRES JUNE 30, 2025**



STATE OF NEW JERSEY  
DEPARTMENT OF ENVIRONMENTAL PROTECTION  
SOLID WASTE TRANSPORTER

**A-901 LICENSED CONTAINER**

**218133**

**EXPIRES JUNE 30, 2025**



STATE OF NEW JERSEY  
DEPARTMENT OF ENVIRONMENTAL PROTECTION  
SOLID WASTE TRANSPORTER

**A-901 LICENSED CONTAINER**

**218135**

**EXPIRES JUNE 30, 2025**





STATE OF NEW JERSEY  
DEPARTMENT OF ENVIRONMENTAL PROTECTION  
SOLID WASTE TRANSPORTER

**A-901 LICENSED CONTAINER**

**218136**

**EXPIRES JUNE 30, 2025**



STATE OF NEW JERSEY  
DEPARTMENT OF ENVIRONMENTAL PROTECTION  
SOLID WASTE TRANSPORTER

**A-901 LICENSED CONTAINER**

**218138**

**EXPIRES JUNE 30, 2025**



STATE OF NEW JERSEY  
DEPARTMENT OF ENVIRONMENTAL PROTECTION  
SOLID WASTE TRANSPORTER

**A-901 LICENSED CONTAINER**

**218137**

**EXPIRES JUNE 30, 2025**



STATE OF NEW JERSEY  
DEPARTMENT OF ENVIRONMENTAL PROTECTION  
SOLID WASTE TRANSPORTER

**A-901 LICENSED CONTAINER**

**218139**

**EXPIRES JUNE 30, 2025**





NEW YORK STATE DEPARTMENT OF ENVIRONMENTAL CONSERVATION  
DIVISION OF MATERIALS MANAGEMENT

**PART 364**  
**WASTE TRANSPORTER PERMIT NO. NJ-415**

Pursuant to Article 27, Titles 3 and 15 of the Environmental Conservation Law and 6 NYCRR 364

**PERMIT ISSUED TO:**

TWO BROTHERS CONTRACTING, INC.  
11 VREELAND AVENUE  
TOTOWA, NJ 07512

**PERMIT TYPE:**

☐ NEW  
☐ RENEWAL  
☒ MODIFICATION

CONTACT NAME:  
COUNTY:  
TELEPHONE NO:

SAVA MLADENOVIC/ ELIZABETH MLADENOVIC  
OUT OF STATE  
(973)956-8700

EFFECTIVE DATE:  
EXPIRATION DATE:  
US EPA ID NUMBER:

08/30/2024  
03/31/2025  
NJR000028191

**AUTHORIZED WASTE TYPES BY DESTINATION FACILITY:**

The Permittee is Authorized to Transport the Following Waste Type(s) to the Destination Facility listed :

Destination Facility	Location	Waste Type(s)	Note
110 Sand Company Clean Fill Disposal Site	Melville , NY	Non-Hazardous Industrial/Commercial	
ADVANCED DISPOSAL GREENTREE LANDFILL, LLC	KERSEY , PA	Non-Hazardous Industrial/Commercial Asbestos Petroleum Contaminated Soil Waste Tires Grease Trap Waste Septage only (residential) Residential Raw Sewage including Portable Toilet Waste Non-Residential Raw Sewage or Sewage-Contaminated Wastes Sludge from Sewage or Water Supply Treatment Plant	
ADVANCED DISPOSAL SERVICES	KERSEY , PA	Non-Hazardous Industrial/Commercial Petroleum Contaminated Soil Waste Tires Septage only (residential)	
Auburn Landfill No 2	Auburn , NY	Non-Hazardous Industrial/Commercial Asbestos	
Ava Landfill	Boonville , NY	Non-Hazardous Industrial/Commercial Asbestos	
Bath Sanitary Landfill	Bath , NY	Non-Hazardous Industrial/Commercial Asbestos	

\*\*\* AUTHORIZED WASTE TYPES BY DESTINATION FACILITY LISTING (continued on next page) \*\*\*

**NOTE:** By acceptance of this permit, the permittee agrees that the permit is contingent upon strict compliance with the Environmental Conservation Law, all applicable regulations, and the General Conditions printed on the back of this page.

ADDRESS:

New York State Department of Environmental Conservation  
Division of Materials Management - Waste Transporter Program  
625 Broadway, 9th Floor  
Albany, NY 12233-7251

AUTHORIZED SIGNATURE: Laura Stevens Digitally signed by Laura Stevens  
Date: 2024.08.28 13:28:56 -04'00' Date: \_\_\_\_/\_\_\_\_/\_\_\_\_

# WASTE TRANSPORTER PERMIT

## GENERAL CONDITIONS

### The permittee must:

1. Carry a copy of this waste transporter permit in each vehicle used to transport waste. Failure to produce a copy of the permit upon request is a violation of the permit.
2. Display the full name of the transporter on both sides of each vehicle and display the waste transporter permit number on both sides and rear of each vehicle containing waste. The displayed name and permit number must be in characters at least three inches high and of a color that contrasts sharply with the background.
3. Transport waste only in authorized vehicles. An authorized vehicle is one that is listed on this permit.
4. Submit to the Department a modification application for additions/deletions to the authorized fleet of vehicles. The permittee must wait for a modified permit before operating the vehicles identified in the modification application.
5. Submit to the Department a modification application to add a new waste category or a new destination facility, or to change the current waste or destination facility category. The permittee must wait for a modified permit before transporting new waste types or transporting to new destination facilities.
6. Submit to the Department a modification application for any change to the permit.
7. Comply with requirements for placarding and packaging as set forth in New York State Transportation Law as well as any applicable federal rules and regulations.
8. Contain all wastes in the vehicle so there is no leaking, blowing, or other discharge of waste.
9. Use vehicles to transport only materials not intended for human or animal consumption unless the vehicle is properly cleaned.
10. Comply with requirements for manifesting hazardous waste, regulated medical waste, or low-level radioactive waste as set forth in the New York State Environmental Conservation Law and the implementing regulations. Transporters who provide a pre-printed manifest to a generator/shipper/offendor of regulated waste shall ensure that all information is correct and clearly legible on all copies of the manifest.
11. Deliver waste only to transfer, storage, treatment and disposal facilities authorized to accept such waste. Permittee must demonstrate that facilities are so authorized if requested to do so.
12. Maintain liability insurance as required by New York State Environmental Conservation Law.
13. Maintain records of the amount of each waste type transported to each destination facility on a calendar-year basis. The transporter is obligated to provide a report of this information to the Department by March 1 of each year.
14. Pay regulatory fees on an annual basis. Non-payment may be cause for revocation or suspension of permit.
15. This permit is not transferrable. A change of ownership will invalidate this permit.
16. This permit does not relieve the permittee from the obligation to obtain any other approvals or permits, or from complying with any other applicable federal, state, or local requirement.
17. Renewal applications must be submitted no less than 30 days prior to the expiration date of the permit to:

**New York State Department of Environmental Conservation  
Division of Materials Management, Waste Transporter Program  
625 Broadway, 9<sup>th</sup> Floor  
Albany, NY 12233-7251**



NEW YORK STATE DEPARTMENT OF ENVIRONMENTAL CONSERVATION  
DIVISION OF MATERIALS MANAGEMENT

**PART 364**  
**WASTE TRANSPORTER PERMIT NO. NJ-415**

Pursuant to Article 27 ,Titles 3 and 15 of the Environmental Conservation Law and 6 NYCRR 364

**PERMIT ISSUED TO:**

TWO BROTHERS CONTRACTING, INC.  
11 VREELAND AVENUE  
TOTOWA, NJ 07512

**PERMIT TYPE:**

- ☐ NEW  
☐ RENEWAL  
☒ MODIFICATION

CONTACT NAME:  
COUNTY:  
TELEPHONE NO:

SAVA MLADENOVIC/ ELIZABETH MLADENOVIC  
OUT OF STATE  
(973)956-8700

EFFECTIVE DATE:  
EXPIRATION DATE:  
US EPA ID NUMBER:

08/30/2024  
03/31/2025  
NJR000028191

**AUTHORIZED WASTE TYPES BY DESTINATION FACILITY: (Continued)**

The Permittee is Authorized to Transport the Following Waste Type(s) to the Destination Facility listed :

Destination Facility	Location	Waste Type(s)	Note
Bristol Hill SLF	Fulton , NY	Non-Hazardous Industrial/Commercial Asbestos	
Broome County Landfill	Binghamton , NY	Non-Hazardous Industrial/Commercial Asbestos	
CHEMICAL WASTE MANAGEMENT	EMELLE , AL	Non-Hazardous Industrial/Commercial Asbestos Hazardous Industrial/Commercial	PCB bulk prod. waste
Chenango County Landfill	Norwich , NY	Non-Hazardous Industrial/Commercial Asbestos	
Development Authority of the North Country Landfill	Rodman , NY	Non-Hazardous Industrial/Commercial Asbestos	
FAIRLESS LANDFILL (PA DEP 101699)	MORRISVILLE , PA	Non-Hazardous Industrial/Commercial Asbestos	
Franklin County Regional Landfill	Constable , NY	Non-Hazardous Industrial/Commercial Asbestos	
Fulton County Landfill	Johnstown , NY	Non-Hazardous Industrial/Commercial Asbestos	
GRAND CENTRAL SANITARY LANDFILL	PEN ARGYL , PA	Non-Hazardous Industrial/Commercial Asbestos	
GROWS LANDFILL NORTH (PA DEP 101680)	MORRISVILLE , PA	Non-Hazardous Industrial/Commercial Asbestos	
Honeywell/Camillus Bed #15 C&D	Syracuse , NY	Non-Hazardous Industrial/Commercial Asbestos	
Madison County West Side Extension LF	Canastota , NY	Non-Hazardous Industrial/Commercial Asbestos	
MINERVA ENTERPRISES INC	WAYNESBURG , OH	Non-Hazardous Industrial/Commercial Asbestos	
Ontario County Sanitary Landfill	Stanley , NY	Non-Hazardous Industrial/Commercial Asbestos Petroleum Contaminated Soil Sludge from Sewage or Water Supply Treatment Plant	
Seneca Meadows LF	Waterloo , NY	Non-Hazardous Industrial/Commercial	

\*\*\* AUTHORIZED WASTE TYPES BY DESTINATION FACILITY LISTING (continued on next page) \*\*\*

NEW YORK STATE DEPARTMENT OF ENVIRONMENTAL CONSERVATION  
DIVISION OF MATERIALS MANAGEMENT

**PART 364**  
**WASTE TRANSPORTER PERMIT NO. NJ-415**

Pursuant to Article 27, Titles 3 and 15 of the Environmental Conservation Law and 6 NYCRR 364

**PERMIT ISSUED TO:**

TWO BROTHERS CONTRACTING, INC.  
11 VREELAND AVENUE  
TOTOWA, NJ 07512

**PERMIT TYPE:**

☐ NEW  
☐ RENEWAL  
☒ MODIFICATION

CONTACT NAME:  
COUNTY:  
TELEPHONE NO:

SAVA MLADENOVIC/ ELIZABETH MLADENOVIC  
OUT OF STATE  
(973)956-8700

EFFECTIVE DATE:  
EXPIRATION DATE:  
US EPA ID NUMBER:

08/30/2024  
03/31/2025  
NJR000028191

**AUTHORIZED WASTE TYPES BY DESTINATION FACILITY:** (Continued)

The Permittee is Authorized to Transport the Following Waste Type(s) to the Destination Facility listed :

Destination Facility	Location	Waste Type(s)	Note
Seneca Meadows LF	Waterloo , NY	Asbestos Petroleum Contaminated Soil Waste Tires Sludge from Sewage or Water Supply Treatment Plant	
TULLYTOWN RESOURCE RECOVERY FACILITY (PA DEP 101494)	TULLYTOWN , PA	Non-Hazardous Industrial/Commercial Asbestos	

NEW YORK STATE DEPARTMENT OF ENVIRONMENTAL CONSERVATION  
DIVISION OF MATERIALS MANAGEMENT

**PART 364**  
**WASTE TRANSPORTER PERMIT NO. NJ-415**

Pursuant to Article 27, Titles 3 and 15 of the Environmental Conservation Law and 6 NYCRR 364

**PERMIT ISSUED TO:**

TWO BROTHERS CONTRACTING, INC.  
11 VREELAND AVENUE  
TOTOWA, NJ 07512

**PERMIT TYPE:**

☐ NEW  
☐ RENEWAL  
☒ MODIFICATION

CONTACT NAME:  
COUNTY:  
TELEPHONE NO:

SAVA MLADENOVIC/ ELIZABETH MLADENOVIC  
OUT OF STATE  
(973)956-8700

EFFECTIVE DATE:  
EXPIRATION DATE:  
US EPA ID NUMBER:

08/30/2024  
03/31/2025  
NJR000028191

**AUTHORIZED VEHICLES:**

The Permittee is Authorized to Operate the Following Vehicles to Transport Waste:

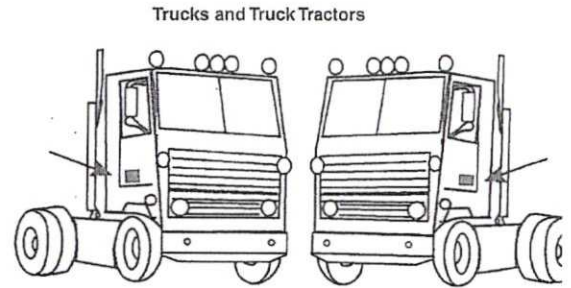
(Vehicles enclosed in <>'s are authorized to haul Residential Raw Sewage and/or Septage only)

20 (Twenty ) Permitted Vehicle(s)

NJ AK605W  
NJ AN577K  
NJ AT308P  
NJ AW411U  
NJ AZ190A  
NJ T61X3T  
NJ T63P1L  
NJ T65X3T  
NJ TCZ79F  
NJ TNY58D  
NJ TNY59D  
NJ TSN50R  
NJ X3285L  
NJ XBRU16  
NJ XMDJ68  
NY 54692JV  
NY 85674MB  
NY 95440MG  
NY 95441MG  
NY 95485  
End of List



Apply stickers to a clean, dry surface. It may take 24 hours for adhesive to reach full tack. Do not remove stickers once they are applied.



Each qualified waste vehicle is issued two (2) stickers. Place the stickers on the vehicle as shown in the diagram.

41



**COMMONWEALTH OF PENNSYLVANIA**  
**Waste Transportation Safety Program**  
**Written Authorization**

2453250712

Phone No. (973) 956-8700

TWO BROTHERS CONTRACTING, INC.  
SAVA MLADENOVIC  
11 VREELAND AVE  
TOTOWA, NJ 07512-1120

VIN# 1XKWDB0X71J876071  
WH2453  
Expires Jul 2025

THIS WRITTEN AUTHORIZATION MUST BE KEPT WITH THE WASTE TRANSPORTATION VEHICLE AT ALL TIMES. If lost or damaged contact DEP immediately at 717-783-9258. A replacement fee is required. Duplication or Photocopies of this original documentation are not valid.

**CAUTION! REMOVE STICKERS CAREFULLY.**

Applied stickers take 24 hours to reach full tack



**APPLICATION INSTRUCTIONS**

1. Clean Surface To Which Sticker Will be Applied of Dirt, Grease or Oily Substances.
2. Remove Sticker From Carrier Sheet.
3. Position Sticker, Then Press Firmly Until Tightly Affixed To Surface.






Apply stickers to a clean, dry surface. It may take 24 hours for adhesive to reach full tack. Do not remove stickers once they are applied.



Waste Trailers

Trucks and Truck Tractors



Each qualified waste vehicle is issued two (2) stickers. Place the stickers on the vehicle as shown in the diagram.

39



**COMMONWEALTH OF PENNSYLVANIA**  
**Waste Transportation Safety Program**  
**Written Authorization**

2453250013

Phone No. (973) 956-8700

VIN# 1E1U1X2864RL34001  
WH2453  
Expires Jul 2025

TWO BROTHERS CONTRACTING, INC.  
SAVA MLADENOVIC  
11 VREELAND AVE  
TOTOWA, NJ 07512-1120

THIS WRITTEN AUTHORIZATION MUST BE KEPT WITH THE  
WASTE TRANSPORTATION VEHICLE AT ALL TIMES.  
If lost or damaged contact DEP immediately at 717-783-9258.  
A replacement fee is required.  
Duplication or Photocopies of this original documentation  
are not valid.

**CAUTION! REMOVE STICKERS CAREFULLY.**

Applied stickers take 24 hours to reach full tack




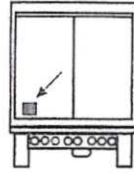
**APPLICATION INSTRUCTIONS**

1. Clean Surface To Which Sticker Will be Applied of Dirt, Grease or Oily Substances.
2. Remove Sticker From Carrier Sheet.
3. Position Sticker, Then Press Firmly Until Tightly Affixed To Surface.





Apply stickers to a clean, dry surface. It may take 24 hours for adhesive to reach full tack. Do not remove stickers once they are applied.



Each qualified waste vehicle is issued two (2) stickers. Place the stickers on the vehicle as shown in the diagram.

37



**COMMONWEALTH OF PENNSYLVANIA**  
**Waste Transportation Safety Program**  
**Written Authorization**

2453259741

Phone No. (973) 956-8700

VIN# 1NKDXBEX87J213974  
WH2453  
Expires Jul 2025

TWO BROTHERS CONTRACTING, INC.  
SAVA MLADENOVIC  
11 VREELAND AVE  
TOTOWA, NJ 07512-1120

THIS WRITTEN AUTHORIZATION MUST BE KEPT WITH THE  
WASTE TRANSPORTATION VEHICLE AT ALL TIMES.  
If lost or damaged contact DEP immediately at 717-783-9258.  
A replacement fee is required.  
Duplication or Photocopies of this original documentation  
are not valid.

**CAUTION! REMOVE STICKERS CAREFULLY.**

Applied stickers take 24 hours to reach full tack




**APPLICATION INSTRUCTIONS**

1. Clean Surface To Which Sticker Will be Applied of Dirt, Grease or Oily Substances.
2. Remove Sticker From Carrier Sheet.
3. Position Sticker, Then Press Firmly Until Tightly Affixed To Surface.

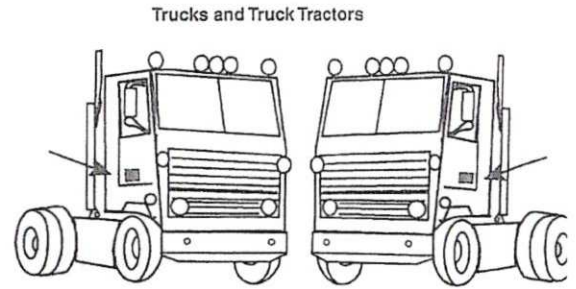




Apply stickers to a clean, dry surface. It may take 24 hours for adhesive to reach full tack. Do not remove stickers once they are applied.



Waste Trailers



Trucks and Truck Tractors

Each qualified waste vehicle is issued two (2) stickers. Place the stickers on the vehicle as shown in the diagram.

36



# COMMONWEALTH OF PENNSYLVANIA Waste Transportation Safety Program Written Authorization

2453252003

Phone No. (973) 956-8700

VIN# 1M9SD34347S567200  
WH2453  
Expires Jul 2025

TWO BROTHERS CONTRACTING, INC.  
SAVA MLADENOVIC  
11 VREELAND AVE  
TOTOWA, NJ 07512-1120

THIS WRITTEN AUTHORIZATION MUST BE KEPT WITH THE WASTE TRANSPORTATION VEHICLE AT ALL TIMES.  
If lost or damaged contact DEP immediately at 717-783-9258.  
A replacement fee is required.  
Duplication or Photocopies of this original documentation are not valid.

DOCUMENT SECURITY BACKGROUND IS PRINTED IN BLUE INK ON WHITE PAPER AND INCLUDES PINK THERMO INK KEYSTONE AT RIGHT

**CAUTION! REMOVE STICKERS CAREFULLY.**

Applied stickers take 24 hours to reach full tack



DEP-S25B

## APPLICATION INSTRUCTIONS

1. Clean Surface To Which Sticker Will be Applied of Dirt, Grease or Oily Substances.
2. Remove Sticker From Carrier Sheet.
3. Position Sticker, Then Press Firmly Until Tightly Affixed To Surface.



DEP-S25B






Apply stickers to a clean, dry surface. It may take 24 hours for adhesive to reach full tack. Do not remove stickers once they are applied.



Each qualified waste vehicle is issued two (2) stickers. Place the stickers on the vehicle as shown in the diagram.

Trucks and Truck Tractors



34



## COMMONWEALTH OF PENNSYLVANIA

### Waste Transportation Safety Program

### Written Authorization

2453259393

Phone No. (973) 956-8700

VIN# 1E1U1X280TRG19939  
WH2453  
Expires Jul 2025

TWO BROTHERS CONTRACTING, INC.  
SAVA MLADENOVIC  
11 VREELAND AVE  
TOTOWA, NJ 07512-1120

THIS WRITTEN AUTHORIZATION MUST BE KEPT WITH THE  
WASTE TRANSPORTATION VEHICLE AT ALL TIMES.  
If lost or damaged contact DEP immediately at 717-783-9258.  
A replacement fee is required.  
Duplication or Photocopies of this original documentation  
are not valid.

DOCUMENT SECURITY BACKGROUND IS PRINTED IN BLUE INK ON WHITE PAPER & INCLUDES PINK THERMO INK KEYSTONE AT RIGHT

### CAUTION! REMOVE STICKERS CAREFULLY.

Applied stickers take 24 hours to reach full tack



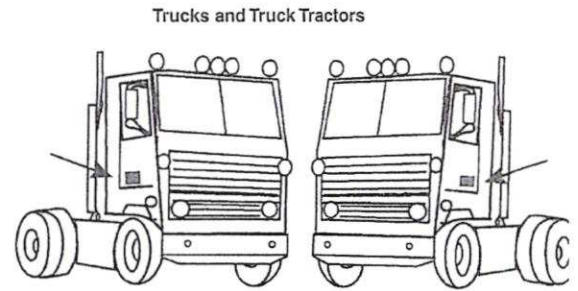

#### APPLICATION INSTRUCTIONS

1. Clean Surface To Which Sticker Will be Applied of Dirt, Grease or Oily Substances.
2. Remove Sticker From Carrier Sheet.
3. Position Sticker, Then Press Firmly Until Tightly Affixed To Surface.






Apply stickers to a clean, dry surface. It may take 24 hours for adhesive to reach full tack. Do not remove stickers once they are applied.



Each qualified waste vehicle is issued two (2) stickers. Place the stickers on the vehicle as shown in the diagram.

50
THIS DOCUMENT INCLUDES PRINTED WATERMARK ON REVERSE. HOLD AT ANGLE TO VIEW.



## COMMONWEALTH OF PENNSYLVANIA

### Waste Transportation Safety Program

### Written Authorization

2453253862

Phone No. (973) 956-8700


TWO BROTHERS CONTRACTING, INC.  
SAVA MLADENOVIC  
11 VREELAND AVE  
TOTOWA, NJ 07512-1120

VIN# 1XK1D40X4LJ430386  
WH2453  
Expires Jul 2025

THIS WRITTEN AUTHORIZATION MUST BE KEPT WITH THE WASTE TRANSPORTATION VEHICLE AT ALL TIMES.  
If lost or damaged contact DEP immediately at 717-783-9258.  
A replacement fee is required.  
Duplication or Photocopies of this original documentation are not valid.

DOCUMENT SECURITY: BACKGROUND IS PRINTED IN BLUE INK ON WHITE PAPER & INCLUDES PINK THERMO INK KEYSTONE AT RIGHT

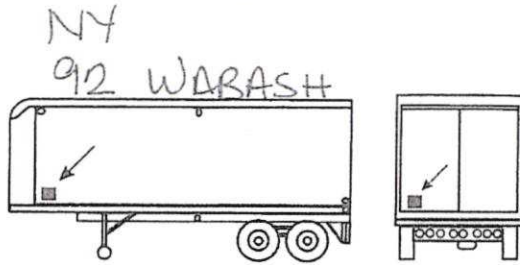
**CAUTION! REMOVE STICKERS CAREFULLY.**






Apply stickers to a clean, dry surface. It may take 24 hours for adhesive to reach full tack. Do not remove stickers once they are applied.

Waste Trailers



Trucks and Truck Tractors



Each qualified waste vehicle is issued two (2) stickers. Place the stickers on the vehicle as shown in the diagram.

49



**COMMONWEALTH OF PENNSYLVANIA**  
**Waste Transportation Safety Program**  
**Written Authorization**

2453259993

Phone No. (973) 956-8700

VIN# 1JJV482T7NL178999  
WH2453  
Expires Jul 2025

TWO BROTHERS CONTRACTING, INC.  
SAVA MLADENOVIC  
11 VREELAND AVE  
TOTOWA, NJ 07512-1120

THIS WRITTEN AUTHORIZATION MUST BE KEPT WITH THE  
WASTE TRANSPORTATION VEHICLE AT ALL TIMES.  
If lost or damaged contact DEP immediately at 717-783-9258.  
A replacement fee is required.  
Duplication or Photocopies of this original documentation  
are not valid.

**CAUTION! REMOVE STICKERS CAREFULLY.**

Applied stickers take 24 hours to reach full tack



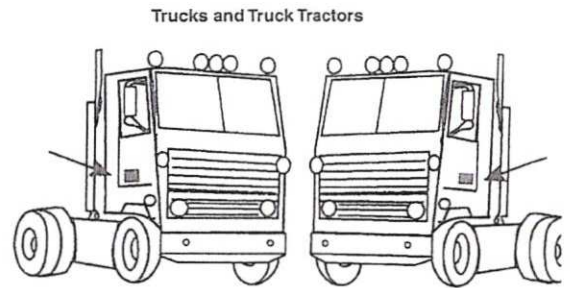

**APPLICATION INSTRUCTIONS**

1. Clean Surface To Which Sticker Will be Applied of Dirt, Grease or Oily Substances.
2. Remove Sticker From Carrier Sheet.
3. Position Sticker, Then Press Firmly Until Tightly Affixed To Surface.





Apply stickers to a clean, dry surface. It may take 24 hours for adhesive to reach full tack. Do not remove stickers once they are applied.



Each qualified waste vehicle is issued two (2) stickers. Place the stickers on the vehicle as shown in the diagram.

46



**COMMONWEALTH OF PENNSYLVANIA**  
**Waste Transportation Safety Program**  
**Written Authorization**

2453256541

Phone No. (973) 956-8700

VIN# 1FD0X5HT4NEE14654  
WH2453  
Expires Jul 2025

TWO BROTHERS CONTRACTING, INC.  
SAVA MLADENOVIC  
11 VREELAND AVE  
TOTOWA, NJ 07512-1120

THIS WRITTEN AUTHORIZATION MUST BE KEPT WITH THE  
WASTE TRANSPORTATION VEHICLE AT ALL TIMES.  
If lost or damaged contact DEP immediately at 717-783-9258.  
A replacement fee is required.  
Duplication or Photocopies of this original documentation  
are not valid.

**CAUTION! REMOVE STICKERS CAREFULLY.**

Applied stickers take 24 hours to reach full tack



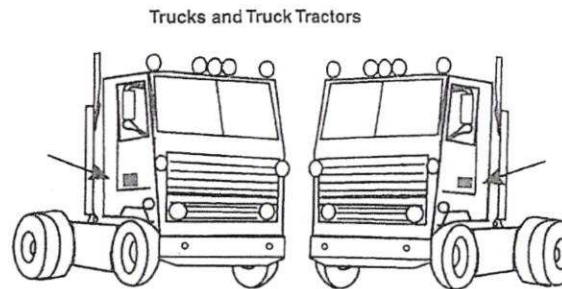
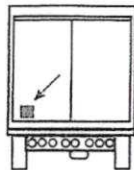
**APPLICATION INSTRUCTIONS**

1. Clean Surface To Which Sticker Will be Applied of Dirt, Grease or Oily Substances.
2. Remove Sticker From Carrier Sheet.
3. Position Sticker, Then Press Firmly Until Tightly Affixed To Surface.





Apply stickers to a clean, dry surface. It may take 24 hours for adhesive to reach full tack. Do not remove stickers once they are applied.



Each qualified waste vehicle is issued two (2) stickers. Place the stickers on the vehicle as shown in the diagram.



**COMMONWEALTH OF PENNSYLVANIA**  
**Waste Transportation Safety Program**  
**Written Authorization**

2453258721

Phone No. (973) 956-8700

VIN# 2NKHHN6X29M247872  
 WH2453  
 Expires Jul 2025

TWO BROTHERS CONTRACTING, INC.  
 SAVA MLADENOVIC  
 11 VREELAND AVE  
 TOTOWA, NJ 07512-1120

THIS WRITTEN AUTHORIZATION MUST BE KEPT WITH THE  
 WASTE TRANSPORTATION VEHICLE AT ALL TIMES.  
 If lost or damaged contact DEP immediately at 717-783-9258.  
 A replacement fee is required.  
 Duplication or Photocopies of this original documentation  
 are not valid.

**CAUTION! REMOVE STICKERS CAREFULLY.**

Applied stickers take 24 hours to reach full tack



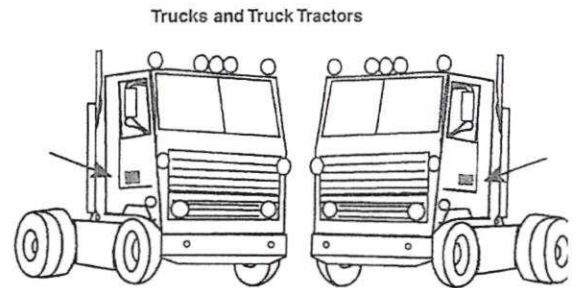
**APPLICATION INSTRUCTIONS**

1. Clean Surface To Which Sticker Will be Applied of Dirt, Grease or Oily Substances.
2. Remove Sticker From Carrier Sheet.
3. Position Sticker, Then Press Firmly Until Tightly Affixed To Surface.





Apply stickers to a clean, dry surface. It may take 24 hours for adhesive to reach full tack. Do not remove stickers once they are applied.



Each qualified waste vehicle is issued two (2) stickers. Place the stickers on the vehicle as shown in the diagram.

44

THIS DOCUMENT INCLUDES PRINTED WATERMARK ON REVERSE. HOLD AT ANGLE TO VIEW.

**COMMONWEALTH OF PENNSYLVANIA**  
**Waste Transportation Safety Program**  
**Written Authorization**

2453257813

Phone No. (973) 956-8700


VIN# 1M9SD34367S567781  
 WH2453  
 Expires Jul 2025

TWO BROTHERS CONTRACTING, INC.  
 SAVA MLADENOVIC  
 11 VREELAND AVE  
 TOTOWA, NJ 07512-1120

THIS WRITTEN AUTHORIZATION MUST BE KEPT WITH THE WASTE TRANSPORTATION VEHICLE AT ALL TIMES. If lost or damaged contact DEP immediately at 717-783-9258. A replacement fee is required. Duplication or Photocopies of this original documentation are not valid.

DOCUMENT SECURITY BACKGROUND IS PRINTED IN BLUE INK ON WHITE PAPER & INCLUDES PINK THERMO INK KEYSTONE AT RIGHT

**CAUTION! REMOVE STICKERS CAREFULLY.**






Apply stickers to a clean, dry surface. It may take 24 hours for adhesive to reach full tack. Do not remove stickers once they are applied.

Waste Trailers



Trucks and Truck Tractors



Each qualified waste vehicle is issued two (2) stickers. Place the stickers on the vehicle as shown in the diagram.

43



# COMMONWEALTH OF PENNSYLVANIA Waste Transportation Safety Program Written Authorization

2453252301

Phone No. (973) 956-8700

VIN# JALE5W164C7300230  
WH2453  
Expires Jul 2025

TWO BROTHERS CONTRACTING, INC.  
SAVA MLADENOVIC  
11 VREELAND AVE  
TOTOWA, NJ 07512-1120

THIS WRITTEN AUTHORIZATION MUST BE KEPT WITH THE  
WASTE TRANSPORTATION VEHICLE AT ALL TIMES.  
If lost or damaged contact DEP immediately at 717-783-9258.  
A replacement fee is required.  
Duplication or Photocopies of this original documentation  
are not valid.

CAUTION! REMOVE STICKERS CAREFULLY.

Applied stickers take 24 hours to reach full tack



## APPLICATION INSTRUCTIONS

1. Clean Surface To Which Sticker Will be Applied of Dirt, Grease or Oily Substances.
2. Remove Sticker From Carrier Sheet.
3. Position Sticker, Then Press Firmly Until Tightly Affixed To Surface.






Apply stickers to a clean, dry surface. It may take 24 hours for adhesive to reach full tack. Do not remove stickers once they are applied.

Waste Trailers



Trucks and Truck Tractors



Each qualified waste vehicle is issued two (2) stickers. Place the stickers on the vehicle as shown in the diagram.

42



# COMMONWEALTH OF PENNSYLVANIA Waste Transportation Safety Program Written Authorization

2453250571

Phone No. (973) 956-8700

VIN# 1NKZX4EX2MJ455057  
WH2453  
Expires Jul 2025

TWO BROTHERS CONTRACTING, INC.  
SAVA MLADENOVIC  
11 VREELAND AVE  
TOTOWA, NJ 07512-1120

THIS WRITTEN AUTHORIZATION MUST BE KEPT WITH THE  
WASTE TRANSPORTATION VEHICLE AT ALL TIMES.  
If lost or damaged contact DEP immediately at 717-783-9258.  
A replacement fee is required.  
Duplication or Photocopies of this original documentation  
are not valid.

DOCUMENT SECURITY BACKGROUND IS PRINTED IN BLUE INK ON WHITE PAPER & INCLUDES PINK THERMO INK KEYSTONE AT RIGHT

**CAUTION! REMOVE STICKERS CAREFULLY.**

Applied stickers take 24 hours to reach full tack



## APPLICATION INSTRUCTIONS

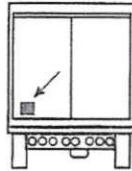
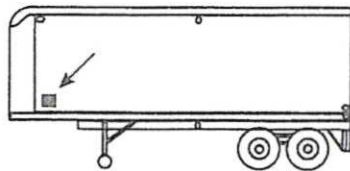
1. Clean Surface To Which Sticker Will be Applied of Dirt, Grease or Oily Substances.
2. Remove Sticker From Carrier Sheet.
3. Position Sticker, Then Press Firmly Until Tightly Affixed To Surface.






Apply stickers to a clean, dry surface. It may take 24 hours for adhesive to reach full tack. Do not remove stickers once they are applied.

NY  
06 HYUNDAI



Trucks and Truck Tractors



Each qualified waste vehicle is issued two (2) stickers. Place the stickers on the vehicle as shown in the diagram.

40



**COMMONWEALTH OF PENNSYLVANIA**  
**Waste Transportation Safety Program**  
**Written Authorization**

2453250103

Phone No. (973) 956-8700

VIN# 3H3V482C86T251010  
WH2453  
Expires Jul 2025

TWO BROTHERS CONTRACTING, INC.  
SAVA MLADENOVIC  
11 VREELAND AVE  
TOTOWA, NJ 07512-1120

THIS WRITTEN AUTHORIZATION MUST BE KEPT WITH THE  
WASTE TRANSPORTATION VEHICLE AT ALL TIMES.  
If lost or damaged contact DEP immediately at 717-783-9258.  
A replacement fee is required.  
Duplication or Photocopies of this original documentation  
are not valid.

DOCUMENT SECURITY BACKGROUND IS PRINTED IN BLUE INK ON WHITE PAPER & INCLUDES PINK THERMO INK KEYSTONE AT RIGHT


**CAUTION! REMOVE STICKERS CAREFULLY.**

Applied stickers take 24 hours to reach full tack



**APPLICATION INSTRUCTIONS**

1. Clean Surface To Which Sticker Will be Applied of Dirt, Grease or Oily Substances.
2. Remove Sticker From Carrier Sheet.
3. Position Sticker, Then Press Firmly Until Tightly Affixed To Surface.







Apply stickers to a clean, dry surface. It may take 24 hours for adhesive to reach full tack. Do not remove stickers once they are applied.



Waste Trailers



Trucks and Truck Tractors



Each qualified waste vehicle is issued two (2) stickers. Place the stickers on the vehicle as shown in the diagram.

38



**COMMONWEALTH OF PENNSYLVANIA**  
**Waste Transportation Safety Program**  
**Written Authorization**

2453255593

Phone No. (973) 956-8700

VIN# 1JJV532U7PL204559  
WH2453  
Expires Jul 2025

TWO BROTHERS CONTRACTING, INC.  
SAVA MLADENOVIC  
11 VREELAND AVE  
TOTOWA, NJ 07512-1120

THIS WRITTEN AUTHORIZATION MUST BE KEPT WITH THE  
WASTE TRANSPORTATION VEHICLE AT ALL TIMES.  
If lost or damaged contact DEP immediately at 717-783-9258.  
A replacement fee is required.  
Duplication or Photocopies of this original documentation  
are not valid.

DOCUMENT SECURITY BACKGROUND IS PRINTED IN BLUE INK ON WHITE PAPER & INCLUDES PINK THERMO INK KEYSTONE AT RIGHT

**CAUTION! REMOVE STICKERS CAREFULLY.**

Applied stickers take 24 hours to reach full tack




DEP-S25B

**APPLICATION INSTRUCTIONS**

1. Clean Surface To Which Sticker Will be Applied of Dirt, Grease or Oily Substances.
2. Remove Sticker From Carrier Sheet.
3. Position Sticker, Then Press Firmly Until Tightly Affixed To Surface.

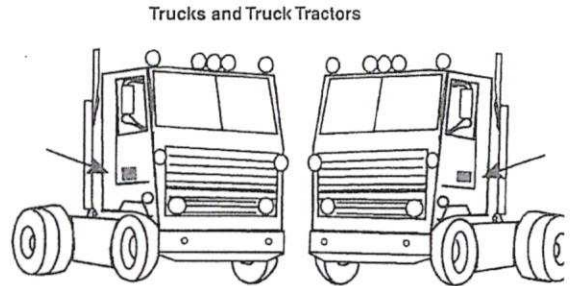
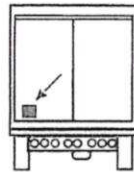
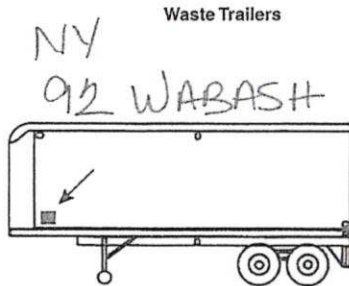


DEP-S25B





Apply stickers to a clean, dry surface. It may take 24 hours for adhesive to reach full tack. Do not remove stickers once they are applied.



Each qualified waste vehicle is issued two (2) stickers. Place the stickers on the vehicle as shown in the diagram.

35



**COMMONWEALTH OF PENNSYLVANIA**  
**Waste Transportation Safety Program**  
**Written Authorization**

2453259873

Phone No. (973) 956-8700

VIN# 1JJV482T0NL178987  
 WH2453  
 Expires Jul 2025

TWO BROTHERS CONTRACTING, INC.  
 SAVA MLADENOVIC  
 11 VREELAND AVE  
 TOTOWA, NJ 07512-1120

THIS WRITTEN AUTHORIZATION MUST BE KEPT WITH THE WASTE TRANSPORTATION VEHICLE AT ALL TIMES. If lost or damaged contact DEP immediately at 717-783-9258. A replacement fee is required. Duplication or Photocopies of this original documentation are not valid.

**CAUTION! REMOVE STICKERS CAREFULLY.**

Applied stickers take 24 hours to reach full tack



**APPLICATION INSTRUCTIONS**

1. Clean Surface To Which Sticker Will be Applied of Dirt, Grease or Oily Substances.
2. Remove Sticker From Carrier Sheet.
3. Position Sticker, Then Press Firmly Until Tightly Affixed To Surface.






Apply stickers to a clean, dry surface. It may take 24 hours for adhesive to reach full tack. Do not remove stickers once they are applied.

Waste Trailers



Trucks and Truck Tractors



Each qualified waste vehicle is issued two (2) stickers. Place the stickers on the vehicle as shown in the diagram.

33



**COMMONWEALTH OF PENNSYLVANIA**  
**Waste Transportation Safety Program**  
**Written Authorization**

2453250233

Phone No. (973) 956-8700

VIN# 3H3V482CX7T147023  
WH2453  
Expires Jul 2025

TWO BROTHERS CONTRACTING, INC.  
SAVA MLADENOVIC  
11 VREELAND AVE  
TOTOWA, NJ 07512-1120

THIS WRITTEN AUTHORIZATION MUST BE KEPT WITH THE  
WASTE TRANSPORTATION VEHICLE AT ALL TIMES.  
If lost or damaged contact DEP immediately at 717-783-9258.  
A replacement fee is required.  
Duplication or Photocopies of this original documentation  
are not valid.

DOCUMENT SECURITY BACKGROUND IS PRINTED IN BLUE INK ON WHITE PAPER. INCLUDES PINK THERMO-JET KEYSTONE AT RIGHT.

**CAUTION! REMOVE STICKERS CAREFULLY.**

Applied stickers take 24 hours to reach full tack



**APPLICATION INSTRUCTIONS**

1. Clean Surface To Which Sticker Will be Applied of Dirt, Grease or Oily Substances.
2. Remove Sticker From Carrier Sheet.
3. Position Sticker, Then Press Firmly Until Tightly Affixed To Surface.






Apply stickers to a clean, dry surface. It may take 24 hours for adhesive to reach full tack. Do not remove stickers once they are applied.




Trucks and Truck Tractors



Each qualified waste vehicle is issued two (2) stickers. Place the stickers on the vehicle as shown in the diagram.

48
THIS DOCUMENT INCLUDES PRINTED WATERMARK ON REVERSE. HOLD AT ANGLE TO VIEW.



## COMMONWEALTH OF PENNSYLVANIA

### Waste Transportation Safety Program

### Written Authorization

2453253181

Phone No. (973) 956-8700

TWO BROTHERS CONTRACTING, INC.  
 SAVA MLADENOVIC  
 11 VREELAND AVE  
 TOTOWA, NJ 07512-1120

VIN# 1NKDXBEX46J131318  
 WH2453  
 Expires Jul 2025

THIS WRITTEN AUTHORIZATION MUST BE KEPT WITH THE WASTE TRANSPORTATION VEHICLE AT ALL TIMES.  
 If lost or damaged contact DEP immediately at 717-783-9258.  
 A replacement fee is required.  
 Duplication or Photocopies of this original documentation are not valid.

DOCUMENT SECURITY: BACKGROUND IS PRINTED IN BLUE INK ON WHITE PAPER. INCLUDES PINK THERMO INK KEYSTONE AT RIGHT.

**CAUTION! REMOVE STICKERS CAREFULLY.**

Applied stickers take 24 hours to reach full tack



DEP-S25B

**APPLICATION INSTRUCTIONS**

1. Clean Surface To Which Sticker Will be Applied of Dirt, Grease or Oily Substances.
2. Remove Sticker From Carrier Sheet.
3. Position Sticker, Then Press Firmly Until Tightly Affixed To Surface.



DEP-S25B

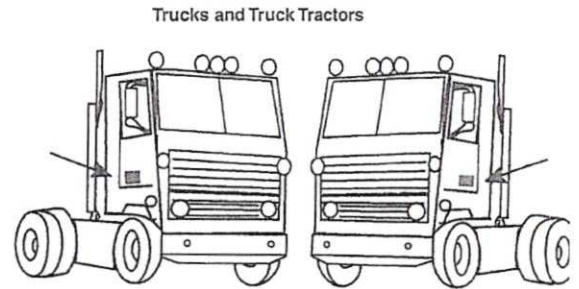




Apply stickers to a clean, dry surface. It may take 24 hours for adhesive to reach full tack. Do not remove stickers once they are applied.



Each qualified waste vehicle is issued two (2) stickers. Place the stickers on the vehicle as shown in the diagram.



47



# COMMONWEALTH OF PENNSYLVANIA Waste Transportation Safety Program Written Authorization

2453250053

Phone No. (973) 956-8700

VIN# 3H3V482C46T251005  
WH2453  
Expires Jul 2025

TWO BROTHERS CONTRACTING, INC.  
SAVA MLADENOVIC  
11 VREELAND AVE  
TOTOWA, NJ 07512-1120

THIS WRITTEN AUTHORIZATION MUST BE KEPT WITH THE WASTE TRANSPORTATION VEHICLE AT ALL TIMES. If lost or damaged contact DEP immediately at 717-783-9258. A replacement fee is required. Duplication or Photocopies of this original documentation are not valid.

DOCUMENT SECURITY BACKGROUND IS PRINTED IN BLUE INK ON WHITE PAPER & INCLUDES PINK THERMO INK KEYSTONE AT RIGHT

**CAUTION! REMOVE STICKERS CAREFULLY.**

Applied stickers take 24 hours to reach full tack



- APPLICATION INSTRUCTIONS**
1. Clean Surface To Which Sticker Will be Applied of Dirt, Grease or Oily Substances.
  2. Remove Sticker From Carrier Sheet.
  3. Position Sticker, Then Press Firmly Until Tightly Affixed To Surface.







# CERTIFICATE OF LIABILITY INSURANCE

DATE (MM/DD/YYYY)

12/04/2024

THIS CERTIFICATE IS ISSUED AS A MATTER OF INFORMATION ONLY AND CONFERS NO RIGHTS UPON THE CERTIFICATE HOLDER. THIS CERTIFICATE DOES NOT AFFIRMATIVELY OR NEGATIVELY AMEND, EXTEND OR ALTER THE COVERAGE AFFORDED BY THE POLICIES BELOW. THIS CERTIFICATE OF INSURANCE DOES NOT CONSTITUTE A CONTRACT BETWEEN THE ISSUING INSURER(S), AUTHORIZED REPRESENTATIVE OR PRODUCER, AND THE CERTIFICATE HOLDER.

**IMPORTANT:** If the certificate holder is an ADDITIONAL INSURED, the policy(ies) must have ADDITIONAL INSURED provisions or be endorsed. If SUBROGATION IS WAIVED, subject to the terms and conditions of the policy, certain policies may require an endorsement. A statement on this certificate does not confer rights to the certificate holder in lieu of such endorsement(s).

<b>PRODUCER</b> Complete Risk Solutions LLC 2180 Center Ave Apt 5A  Fort Lee NJ 07024		<b>CONTACT NAME:</b> Mirko Vojinovic <b>PHONE (A/C, No, Ext):</b> 862-232-8872 <b>E-MAIL ADDRESS:</b> mirkov@completerisks.com <b>FAX (A/C, No):</b> 862-352-3461																						
<b>INSURED</b>  Two Brothers Contracting, Inc. 11 Vreeland Avenue  Totowa NJ 07512		<table><tr><th colspan="2">INSURER(S) AFFORDING COVERAGE</th><th>NAIC #</th></tr><tr><td>INSURER A:</td><td>Great Divide Insurance Company</td><td>25224</td></tr><tr><td>INSURER B:</td><td>Key Risk Insurance Company</td><td>10885</td></tr><tr><td>INSURER C:</td><td>Hanover Insurance Company</td><td>22292</td></tr><tr><td>INSURER D:</td><td></td><td></td></tr><tr><td>INSURER E:</td><td></td><td></td></tr><tr><td>INSURER F:</td><td></td><td></td></tr></table>		INSURER(S) AFFORDING COVERAGE		NAIC #	INSURER A:	Great Divide Insurance Company	25224	INSURER B:	Key Risk Insurance Company	10885	INSURER C:	Hanover Insurance Company	22292	INSURER D:			INSURER E:			INSURER F:		
INSURER(S) AFFORDING COVERAGE		NAIC #																						
INSURER A:	Great Divide Insurance Company	25224																						
INSURER B:	Key Risk Insurance Company	10885																						
INSURER C:	Hanover Insurance Company	22292																						
INSURER D:																								
INSURER E:																								
INSURER F:																								

**COVERAGES****CERTIFICATE NUMBER:****REVISION NUMBER:**

THIS IS TO CERTIFY THAT THE POLICIES OF INSURANCE LISTED BELOW HAVE BEEN ISSUED TO THE INSURED NAMED ABOVE FOR THE POLICY PERIOD INDICATED. NOTWITHSTANDING ANY REQUIREMENT, TERM OR CONDITION OF ANY CONTRACT OR OTHER DOCUMENT WITH RESPECT TO WHICH THIS CERTIFICATE MAY BE ISSUED OR MAY PERTAIN, THE INSURANCE AFFORDED BY THE POLICIES DESCRIBED HEREIN IS SUBJECT TO ALL THE TERMS, EXCLUSIONS AND CONDITIONS OF SUCH POLICIES. LIMITS SHOWN MAY HAVE BEEN REDUCED BY PAID CLAIMS.

INSR LTR	TYPE OF INSURANCE	ADDL INSD	SUBR WVD	POLICY NUMBER	POLICY EFF (MM/DD/YYYY)	POLICY EXP (MM/DD/YYYY)	LIMITS														
A	<input checked="" type="checkbox"/> COMMERCIAL GENERAL LIABILITY <input type="checkbox"/> CLAIMS-MADE <input checked="" type="checkbox"/> OCCUR <input checked="" type="checkbox"/> ASBESTOS/POLLUTION LIAB.  GEN'L AGGREGATE LIMIT APPLIES PER: <input type="checkbox"/> POLICY <input checked="" type="checkbox"/> PROJECT <input type="checkbox"/> LOC OTHER:			ECP2036530-12	01/01/2024	01/01/2025	<table><tr><td>EACH OCCURRENCE</td><td>\$ 1,000,000</td></tr><tr><td>DAMAGE TO RENTED PREMISES (Ea occurrence)</td><td>\$ 300,000</td></tr><tr><td>MED EXP (Any one person)</td><td>\$ 25,000</td></tr><tr><td>PERSONAL &amp; ADV INJURY</td><td>\$ 1,000,000</td></tr><tr><td>GENERAL AGGREGATE</td><td>\$ 2,000,000</td></tr><tr><td>PRODUCTS - COMP/OP AGG</td><td>\$ 2,000,000</td></tr><tr><td></td><td>\$</td></tr></table>	EACH OCCURRENCE	\$ 1,000,000	DAMAGE TO RENTED PREMISES (Ea occurrence)	\$ 300,000	MED EXP (Any one person)	\$ 25,000	PERSONAL & ADV INJURY	\$ 1,000,000	GENERAL AGGREGATE	\$ 2,000,000	PRODUCTS - COMP/OP AGG	\$ 2,000,000		\$
EACH OCCURRENCE	\$ 1,000,000																				
DAMAGE TO RENTED PREMISES (Ea occurrence)	\$ 300,000																				
MED EXP (Any one person)	\$ 25,000																				
PERSONAL & ADV INJURY	\$ 1,000,000																				
GENERAL AGGREGATE	\$ 2,000,000																				
PRODUCTS - COMP/OP AGG	\$ 2,000,000																				
	\$																				
B	<b>AUTOMOBILE LIABILITY</b> <input checked="" type="checkbox"/> ANY AUTO <input type="checkbox"/> OWNED AUTOS ONLY <input type="checkbox"/> HIRED AUTOS ONLY <input checked="" type="checkbox"/> MCS-90 <input type="checkbox"/> SCHEDULED AUTOS <input type="checkbox"/> NON-OWNED AUTOS ONLY			BAP2039314-11	01/01/2024	01/01/2025	<table><tr><td>COMBINED SINGLE LIMIT (Ea accident)</td><td>\$ 1,000,000</td></tr><tr><td>BODILY INJURY (Per person)</td><td>\$</td></tr><tr><td>BODILY INJURY (Per accident)</td><td>\$</td></tr><tr><td>PROPERTY DAMAGE (Per accident)</td><td>\$</td></tr><tr><td></td><td>\$</td></tr></table>	COMBINED SINGLE LIMIT (Ea accident)	\$ 1,000,000	BODILY INJURY (Per person)	\$	BODILY INJURY (Per accident)	\$	PROPERTY DAMAGE (Per accident)	\$		\$				
COMBINED SINGLE LIMIT (Ea accident)	\$ 1,000,000																				
BODILY INJURY (Per person)	\$																				
BODILY INJURY (Per accident)	\$																				
PROPERTY DAMAGE (Per accident)	\$																				
	\$																				
A	<input checked="" type="checkbox"/> UMBRELLA LIAB <input checked="" type="checkbox"/> OCCUR <input checked="" type="checkbox"/> EXCESS LIAB <input type="checkbox"/> CLAIMS-MADE DED RETENTION \$			FFX2036533-12	01/01/2024	01/01/2025	<table><tr><td>EACH OCCURRENCE</td><td>\$ 5,000,000</td></tr><tr><td>AGGREGATE</td><td>\$ 5,000,000</td></tr><tr><td></td><td>\$</td></tr></table>	EACH OCCURRENCE	\$ 5,000,000	AGGREGATE	\$ 5,000,000		\$								
EACH OCCURRENCE	\$ 5,000,000																				
AGGREGATE	\$ 5,000,000																				
	\$																				
A	<b>WORKERS COMPENSATION AND EMPLOYERS' LIABILITY</b> ANY PROPRIETOR/PARTNER/EXECUTIVE OFFICER/MEMBER EXCLUDED? (Mandatory in NH) If yes, describe under DESCRIPTION OF OPERATIONS below Y/N <input checked="" type="checkbox"/> N N/A			WCA2039315-11	01/01/2024	01/01/2025	<table><tr><td><input checked="" type="checkbox"/> PER STATUTE <input type="checkbox"/> OTHER</td><td></td></tr><tr><td>E.L. EACH ACCIDENT</td><td>\$ 1,000,000</td></tr><tr><td>E.L. DISEASE - EA EMPLOYEE</td><td>\$ 1,000,000</td></tr><tr><td>E.L. DISEASE - POLICY LIMIT</td><td>\$ 1,000,000</td></tr></table>	<input checked="" type="checkbox"/> PER STATUTE <input type="checkbox"/> OTHER		E.L. EACH ACCIDENT	\$ 1,000,000	E.L. DISEASE - EA EMPLOYEE	\$ 1,000,000	E.L. DISEASE - POLICY LIMIT	\$ 1,000,000						
<input checked="" type="checkbox"/> PER STATUTE <input type="checkbox"/> OTHER																					
E.L. EACH ACCIDENT	\$ 1,000,000																				
E.L. DISEASE - EA EMPLOYEE	\$ 1,000,000																				
E.L. DISEASE - POLICY LIMIT	\$ 1,000,000																				
C	<b>CONTRACTOR'S EQUIPMENT</b>			IHY J468994 00	07/03/2024	07/03/2025	<table><tr><td>LEASED / RENTED</td><td>\$500,000</td></tr></table>	LEASED / RENTED	\$500,000												
LEASED / RENTED	\$500,000																				

DESCRIPTION OF OPERATIONS / LOCATIONS / VEHICLES (ACORD 101, Additional Remarks Schedule, may be attached if more space is required)

Additional Insured: State of Delaware Department of Natural Resources and Environmental Control (DNREC) and Solid & Hazardous Waste Management Section (SHWMS) are included as additional insured as required by written contract with the named insured as with respects to work and operations of the named insured subject to policy terms and conditions.

**CERTIFICATE HOLDER****CANCELLATION**

State of Delaware  
Dept. of Natural Resources & Environmental Control  
Solid & Hazardous Waste Management Section  
89 Kings Highway  
Dover, DE 19901

SHOULD ANY OF THE ABOVE DESCRIBED POLICIES BE CANCELLED BEFORE THE EXPIRATION DATE THEREOF, NOTICE WILL BE DELIVERED IN ACCORDANCE WITH THE POLICY PROVISIONS.

AUTHORIZED REPRESENTATIVE

© 1988-2015 ACORD CORPORATION. All rights reserved.

## ***TWO BROTHERS CONTRACTING INC. SPILL CONTROL PLAN***

1. Spill control and safety equipment carried in each vehicle:
  - a.) reflectors and/or flares
  - b.) fire extinguisher
  - c.) first aid kit
  - d.) heavy-duty gloves, hard hat
  - e.) flashlight
2. All loads will be enclosed, covered, or tarped to prevent accidental discharge of those waste during transport to the disposal facility.
3. The driver will perform the following pre-trip inspections:
  - under hood inspection
  - check engine compartment
  - all around truck inspection
  - start the engine and listen to any unusual sounds
  - ensure all control and safety equipment is in the vehicle and operable
4. If there is an accident or other emergency which causes a portion of the load to be spilled, the driver, in uninjured, will contact the following designated company coordinator:

Sava Mladenovic, President Tel: [REDACTED]
5. The designated coordinator will contact the state and municipal authorities where the accident occurred. If the accident or spill has the potential to cause environmental damage, (either due to the nature of the waste, location of the accident, or additional factors such as leaking oil, gasoline, or hydraulic fluid) the person contacted will notify the state emergency response team, by calling one of the following numbers:


***Delaware: 911, (302) 739-9401 or 1-800-662-8802***

***National Response Center: 800-424-8802***
6. This plan will be carried in all vehicles, along with the permit



ATTACHMENT FOR QUESTION 12 - DRIVER TRAINING

## Driver Vehicle Operating Guidelines



TWO BROTHERS CONTRACTING, INC.

## CONTINGENCY PLAN

Contingency Plan for all trucks, to be kept in cab at all times!

### Truck

Owner: Two Brothers Contracting, Inc.  
Address: 250 Rutherford Boulevard  
City: Clifton  
State: New Jersey  
Zip Code: 07014  
Insurance Co.: Commerce & Industrial Insurance Co. # 087  
Insurance Policy No.: CA 7666458  
Registration No.: AF 517D

### Trailer

Owner: Two Brothers Contracting, Inc.  
Address: 250 Rutherford Boulevard  
City: Clifton  
State: New Jersey  
Zip Code: 07014  
Insurance Co.:  
Insurance Policy No.:  
Registration No.:

Truck Contents: Asbestos

---

---

---

---

---

---

In Case of and Accident, Spill, Loss of Load, Rollover, etc., Contact:

Owner: Two Brothers Contracting, Inc.  
Address: 250 Rutherford Boulevard  
City: Clifton  
State: New Jersey  
Zip Code: 07014  
Telephone No.: (973) 956-8700



## Introduction

You are being granted the permission to operate a corporate vehicle with the understanding that you will use common sense in your operation and maintenance of the vehicle. Since this vehicle represents a substantial investment by the company, we ask your help in keeping the expenses down to a minimum. Please review these guidelines and file them for your future reference. Please contact the fleet administrators if you have any questions regarding the information provided.

## Corporate Safety Policy

Corporate management is deeply concerned with vehicle safety. All employees are expected to cooperate with the fleet loss control program. The effectiveness of this program will depend upon the active participation and cooperation of corporate management, location supervision, and company drivers, with coordination of efforts in carrying out basic procedures.

Research shows that most highway fatalities and injuries could be eliminated if drivers would observe the speed limit, fasten safety belts, and avoid consumption of alcohol when driving. We care enough about the health and safety of all of us who work together and our families and friends to take firmly the following positions on vehicle safety, and to work actively to make them a continuing part of our daily working and living environment.

The information in this guideline has been prepared to assist the company drivers in minimizing accident frequency and severity. This guideline has been developed as a reference source for fleet safety and corporate policies on vehicle use.

## Responsibility

It is the responsibility of the driver to practice and promote safe driving. It is your responsibility to have a good knowledge of the motor vehicle laws in your area, and to observe them fully. The driver is to operate the company vehicle as specified in these guidelines.

### Driving Qualification

All employees must meet qualifying criteria to be assigned a company vehicle. Specific items to be checked include:

1. Development of driver history from the job application, interview, and past employment investigation.
2. Obtainment of a photocopy of the driver's license for placement in the personnel file.
3. Obtain a written motor vehicle report upon employment and on an annual basis to verify license validity and record adequacy.
4. Annual eye examination to verify adequacy of driver vision for safe vehicle operation.

### Use of Vehicle

Use of the company vehicle by persons other than authorized company drivers is not permitted.

### Owner's Handbook

The owner's handbook that came with the vehicle should be read so that you will be completely familiar with all the controls and their proper functions.

### Vehicle Maintenance

Sound maintenance programs are vitally important for the reduction of accident frequencies, reduced operation costs, and lower insurance premiums. The vehicles should be serviced on a systematic basis and adequate records should be preserved.

Preventive maintenance servicing should be performed as recommended by the manufacturer specifications. Engine oil and filter changes should be made every 3,000 miles or 3 months. Other typical preventive maintenance work on a periodic basis will include chassis lubrication, tightening of components, engine tune-ups, replacement of specific engine parts, engine coolant replacement, and steerage alignment.



Any vehicle components that become defective or worn should be taken care of as soon as the problem arises. Failure to do this could result in further vehicle damage and breakdown in transit. This will produce significantly higher maintenance costs. Mechanics will have to be sent out to repair the vehicle or the company vehicle may have to be towed back to a repair service center. Often times, the failure of an item that should have been detected and replaced results in damaging other component parts. The crisis maintenance is much more costly than the preventive or demand maintenance due to the cost of driver's down time, phone calls, supervisory time required to organize necessary repair procedures, mechanic's time traveling to and from the breakdown, towing costs, and costs of additional parts damaged.

Receipts for all vehicle maintenance servicing should be provided to location management for record filing.

The driver will be responsible for completing semi-annual driver vehicle safety inspection reports in October and May. The reporting form is to be thoroughly completed to insure an effective safety inspection of the vehicle. The report should be submitted to local management for review and follow-up of any conditions requiring repairs.

The driver should respond to all manufacturer recall notifications, as these recalls generally relate to significant safety hazards determined by the manufacturers. These repairs are usually free due to loss potential impact.

### Accident Reporting

In the event of a vehicle accident, the driver is to complete an accident scene reporting form to gather accident detail information. The driver should attempt to complete this form as thoroughly as possible. These forms should be kept in the vehicle glove compartment for use when accidents occur. The report should be completed and submitted to location management within 24 hours of the occurrence. The location management should be informed of any accident as soon as reasonably possible. The driver should follow all instructions indicated on this form. Upon returning to the office, the driver will be requested to complete a written statement of vehicle accident to provide greater detail of the accident occurrence. Other company or official forms may also be required to be completed.

### Seat Belt Usage

It is company policy that all occupants of the company car, both drivers and passengers, be properly restrained, using safety belts to minimize injury and death in car crashes. The belt should be periodically inspected to ensure their proper condition. If belts are found to be frayed or cut, then they should be replaced.

### Speeding

Operating a vehicle at high speeds causes an unnecessary waste of fuel. As with any other violations, all fines for exceeding the speed limit must be paid by the driver. Also keep in mind that an accumulation of moving violation infractions could suspend or even void your driver's license. The drivers are to obey the maximum speed limits at all times.

### Vehicle Safety

All vehicles should be locked when parked to prevent vehicle theft. Drivers should use good judgment in selecting parking locations. Off-street parking is preferred to deter theft and reduce vehicle exposure to damage from passing vehicles.

When parking vehicles, the driver is encouraged to remove any visible personal belongings from the vehicle interior to deter the appeal of contents and/or vehicle theft. Truck storage of personal belongings is preferred.

### Safety Equipment

All vehicles are equipped with safety belts, head rests, emergency brakes, and emergency flashers. The driver and all occupants of the company vehicle must fasten their seat belts and shoulder restraints before the vehicle is put in motion. Head rests for the front seats should be adjusted to provide cushioning directly to the back of the head.



Each company vehicle should carry three safety flares. In event of vehicle mechanical failure prohibiting further travel, some basic precautions should be initiated:

1. To whatever extent possible, the vehicle should be maneuvered off the traveled roadway as far as possible.
2. Alert other traffic by all means possible; such as, activating the vehicle emergency hazard flashers.
3. Once the vehicle is stopped and properly secured, the scene should be protected by placing emergency flares or reflectors in order that other traffic can be alerted to the situation and take proper measures to avoid the danger the vehicle may present. The safety flares should be set back at sufficient distance to provide early warning to other vehicles and divert them away from the company vehicle.

Other safety equipment that is desirable for vehicle transport could include a battery-powered flashlight and polarized sunglasses.

#### Safe Following Distance

It is recommended that the driver maintain a minimum of a 2-3 second following distance behind another vehicle in all types of traffic. An additional 1-2 seconds would be needed when driving at night or during poor weather conditions. During such conditions, speed reduction is encouraged along with increasing following distance.

## SAMPLE

### FLEET ACCIDENT REVIEW COMMITTEE

#### A. Membership

1. The fleet Safety Coordinator will be the permanent chairman and secretary.
2. Other members chosen for this committee will include supervisory staff representing the various departments of the company.

#### B. Functions

The committee is to meet periodically, as determined by the chairman, or as required by special circumstances.

This committee should function at the Corporate Headquarters and review all reported accidents/occurrences.

The basic functions of this committee are as follows:

1. Review and classify all accidents as to the categories of preventable or non-preventable.
2. Designate accident repeaters requiring retraining or other action.
3. Select accidents to be used for educational purposes, prevalent outstanding accident type, anticipated accidents based on seasonal experience or unusual accident of the month.
4. Make certain that the supervisors' accident reporting forms on investigations are complete and contain full information as to specific causes along with definite corrective action to prevent recurrences.
5. Follow through to insure completion of recommendations.
6. Provide, plan, and coordinate flow of educational material geared to the current actual or anticipated accident causes.



**MEMORANDUM ACCIDENT REPORT**  
To Be Completed at Accident Scene

Driver's Name \_\_\_\_\_

Branch \_\_\_\_\_

Vehicle Number \_\_\_\_\_

**GENERAL INSTRUCTIONS**

1. STOP at the scene as quickly as possible.
2. Protect the scene. Use warning devices. Get help from bystanders. Turn off all engines. No smoking. Guard against fire. Check for fuel or cargo leaks.
3. Assist injured persons. Don't move them unless absolutely necessary. Summon ambulance if needed.
4. Get help. Use nearby phone or send reliable passerby. Notify terminal, police and insurance company as instructed. Give location and nature of accident accurately.
5. Identify yourself and company. Show license, registration and insurance card on request.
6. BE COURTEOUS. Make no statement about accident except to police or company and insurance company representative.
7. Fill out and check off all applicable information on this form BEFORE YOU LEAVE THE SCENE.

**A. DATE TIME PLACE**

Date \_\_\_\_\_: Time \_\_\_\_\_ AM; \_\_\_\_\_ PM

In \_\_\_\_\_ (City or Town) \_\_\_\_\_ (County) \_\_\_\_\_ (State)

On \_\_\_\_\_ (Street or Highway)

At \_\_\_\_\_ (Street Address or Intersection)




Distance and Direction from: \_\_\_\_\_ (Nearest community, junction, milepost)

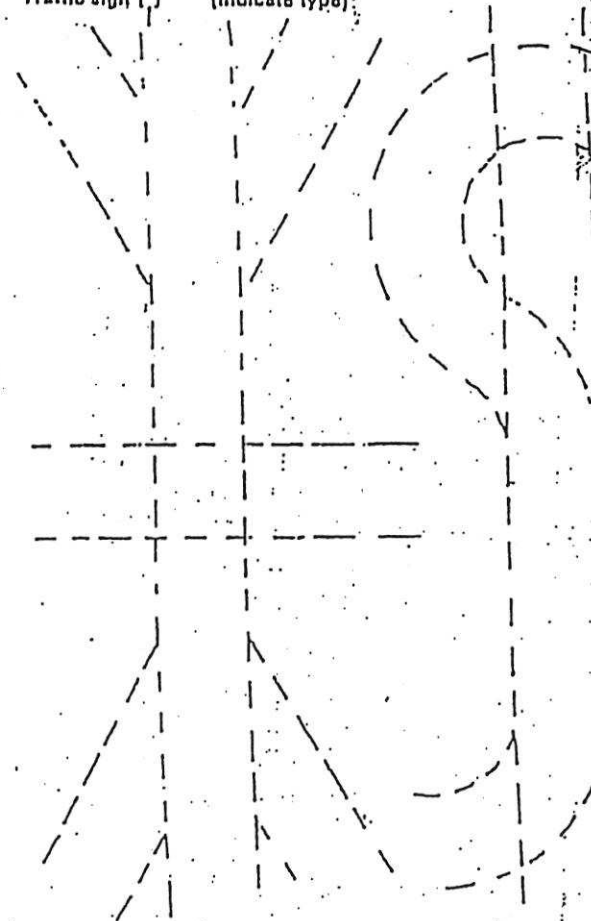
- ☐ Open Country      ☐ Business-Shopping  
☐ Residential      ☐ Manufacturing-Industrial  
☐ Open (Describe) \_\_\_\_\_

Fill in dotted lines to correspond with road at accident site. Show position of all vehicles, pedestrians, etc. as follows:

Your vehicle 1

Other vehicles(s) 2 numbered successively.

Pedestrian  Traffic signal   
 Traffic sign  (Indicate type):



Direction of Travel:

- ☐ Not at Intersection      ☐ Bridge-Overpass  
☐ Street Intersection      ☐ Underpass  
☐ Drive or Alley      ☐ Private property  
☐ Crosswalk      ☐ Other off-street

Other (Describe) \_\_\_\_\_

Address \_\_\_\_\_

Driver's License No. \_\_\_\_\_

**OTHER OCCUPANTS:**

A. Name \_\_\_\_\_ Address \_\_\_\_\_

B. Name \_\_\_\_\_ Address \_\_\_\_\_

**OWNER (IF NOT THE DRIVER):**

A. Name \_\_\_\_\_

Address \_\_\_\_\_

**VEHICLE:**

Make & Model \_\_\_\_\_

Tag # and State \_\_\_\_\_

Insurance Co. \_\_\_\_\_ Policy # \_\_\_\_\_

**INJURIES:**

Name & Injury \_\_\_\_\_

Where taken \_\_\_\_\_

Insurance Co. \_\_\_\_\_ Policy # \_\_\_\_\_

Driver Veh. #3 \_\_\_\_\_

Address \_\_\_\_\_

Driver's License No. \_\_\_\_\_

**OTHER OCCUPANTS:**

A. Name \_\_\_\_\_ Address \_\_\_\_\_

B. Name \_\_\_\_\_ Address \_\_\_\_\_

**OWNER (IF NOT THE DRIVER):**

A. Name \_\_\_\_\_

Address \_\_\_\_\_

**VEHICLE:**

Make & Model \_\_\_\_\_

Tag # and State \_\_\_\_\_

Insurance Co. \_\_\_\_\_ Policy # \_\_\_\_\_

**INJURIES:**

Name & Injury \_\_\_\_\_

Where taken \_\_\_\_\_

Insurance Co. \_\_\_\_\_ Policy # \_\_\_\_\_

## PEDESTRIAN ACTION

cribo \_\_\_\_\_

ired? \_\_\_\_\_

## WITNESS

Persons seeing the accident will be of service to our driver giving their names and addresses.

AME \_\_\_\_\_

Address \_\_\_\_\_ Phone \_\_\_\_\_

AME \_\_\_\_\_

Address \_\_\_\_\_ Phone \_\_\_\_\_

License number and descriptions of first vehicles at scene.

Investigating Officer(s): Name \_\_\_\_\_

Address \_\_\_\_\_ Dept. \_\_\_\_\_

Office Report # \_\_\_\_\_

Name \_\_\_\_\_

Address \_\_\_\_\_ Dept. \_\_\_\_\_

Station: You \_\_\_\_\_ Other \_\_\_\_\_

Station: You \_\_\_\_\_ Other \_\_\_\_\_

## ROADWAY CONDITIONS AND CONTROLS

☐ Not Divided ☐ Divided ☐ Limited Access

No. of Lanes 2 3 4 5 8 \_\_\_\_\_ (Specify)

☐ Lanes-Marked ☐ Unmarked  
☐ Concrete ☐ Gravel  
☐ Blacktop ☐ Other Unpaved  
☐ Metal grating (Bridge)  
☐ Other (Specify) \_\_\_\_\_

## G. PROPERTY DAMAGE

Describe damage to other vehicle: \_\_\_\_\_

Describe damage to your vehicle: \_\_\_\_\_

Cargo Damage: \_\_\_\_\_

Other Property Damage: \_\_\_\_\_

## H. WHAT HAPPENED

At what distance did you first see danger? \_\_\_\_\_ Ft. How fast were you going? \_\_\_\_\_ MPH

What was your speed at impact? \_\_\_\_\_ MPH How far did your vehicle go after impact? \_\_\_\_\_ Ft.

Describe in your own words the circumstances of the accident: \_\_\_\_\_

## TIME OF ACCIDENT:

### Accident Involved

☐ Vehicle—in traffic  
☐ Vehicle—parked  
☐ Motorcycle  
☐ Pedestrian ☐ Train  
☐ Bicyclist ☐ Animal  
☐ Fixed Object  
☐ Other \_\_\_\_\_

### Driver's Action Prior to Accident

☐ Travelling straight  
☐ Changing lanes  
☐ Turning—right ☐ Turning—U  
☐ Turning—left ☐ Slowing  
☐ Stopped—parked  
☐ Stopped—in traffic lane  
☐ Stopped—on shoulder  
☐ Starting from parked position  
☐ Starting in traffic lane  
☐ Backing  
☐ Other \_\_\_\_\_

### Driver's Avoidance Maneuver

☐ Swerve—Other vehicle  
☐ Swerve—Pedestrian  
☐ Swerve—Animal  
☐ Swerve—Accident scene  
☐ Skidding  
☐ Forced off roadway  
☐ Other \_\_\_\_\_

### Pedestrian Action Prior to Accident

☐ Crossing with signal  
☐ Crossing against signal  
☐ Crossing—no signal  
☐ Crossing from behind obstruction  
☐ At Intersection  
☐ Walking with traffic  
☐ Walking against traffic  
☐ Standing in roadway  
☐ Standing on shoulder  
☐ Working on or near roadway  
☐ Other \_\_\_\_\_

### Road Character

☐ Level ☐ of lanes \_\_\_\_\_  
☐ Hill ☐ One way  
☐ Hillcrest ☐ Divided  
☐ Straight  
☐ Curve  
☐ Advance warning of road character change

### Driver was Travelling

☐ Uphill ☐ Cresting hill  
☐ Downhill ☐ Level

### Condition of Road Surface

☐ Dry ☐ Ice  
☐ Wet ☐ Muddy  
☐ Snow ☐ Oily  
☐ Traffic smooth  
☐ Other \_\_\_\_\_

### Road Defects

☐ Holes/bumps/dips  
☐ Loose material on surface  
☐ Roadway construction  
☐ Low shoulder  
☐ Soft shoulder  
☐ No shoulder  
☐ Advance warning of defect  
☐ No defect  
☐ Other \_\_\_\_\_

### Traffic Control Device

☐ Stop/Go signal ☐ Stop sign  
☐ Yield sign  
☐ Caution signal/sign  
☐ Officer/flagman  
☐ Railroad crossing lights  
☐ Railroad crossing gates  
☐ Audible signal  
☐ None  
☐ Other \_\_\_\_\_

### Lighting

☐ Daylight ☐ Dusk  
☐ Dawn ☐ Night  
☐ Artificial lighting

### Weather

☐ Clear ☐ Rain  
☐ Snow ☐ Fog/Smog  
☐ Sleet ☐ Other \_\_\_\_\_

### Visibility

☐ Clear  
☐ Rain/Snow/Ice on windshield  
☐ Obstruction \_\_\_\_\_  
☐ Oncoming headlights  
☐ Sunlight  
☐ Other  
☐ Prescription glasses  
☐ Sunglasses

### Vehicle Defects

☐ No defects  
☐ Brakes  
☐ Steering  
☐ Lights  
☐ Windshield  
☐ Mirrors  
☐ Tires  
☐ Other \_\_\_\_\_

### Miscellaneous

☐ Speed Limit \_\_\_\_\_ MPH  
☐ Driver was familiar with road on which accident occurred.  
☐ Driver was familiar with vehicle  
☐ Photos taken of accident scene  
☐ Photos attached

NOTE: This report should be handwritten at scene, turned into Branch, signed and sent to Fleet Management within 24 hours..

Driver \_\_\_\_\_

Signature \_\_\_\_\_





# SUPERVISORS FLEET ACCIDENT INVESTIGATION

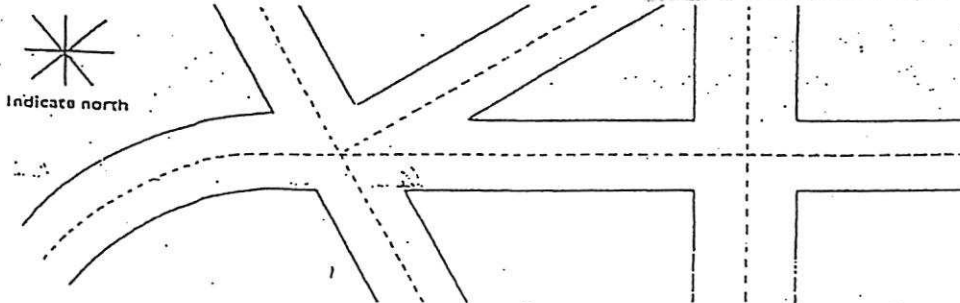
DIVISION / BRANCH / DEPARTMENT	DATE OF ACCIDENT	TIME AM PM	DATE ACCIDENT REPORTED
--------------------------------	------------------	------------------	------------------------

NAME OF DRIVER	AGE	YEARS OF DRIVING EXPERIENCE	LENGTH OF EMPLOYMENT—THIS CO.
----------------	-----	-----------------------------	-------------------------------

OTHER ACCIDENTS WITHIN THE LAST 2 YEARS	DOES HE HAVE ANY PHYSICAL DISABILITY
---	--------------------------------------

LOCATION OF ACCIDENT (EXACT)	
CITY OR DISTANCE FROM NEAREST	STREET OR INTERSECTION

Show direction of vehicles involved in the accident—point of collision—path of vehicles after collision—stop signs and traffic signals—use blank space if necessary—include names of streets, roads etc.



## CONDITIONS

WEATHER CONDITIONS (fair, raining, fog, etc.)	ROAD CONDITIONS (dry, snowy, wet, icy, etc.)
LIGHT CONDITIONS (daylight, lighted highway, dusk, etc.)	ROAD SURFACE (smooth concrete, loose gravel etc.)

## DESCRIPTION OF ACCIDENT

DESCRIBE UNSAFE ACTS, VEHICLE DEFECTS OR DRIVER DISABILITY (sleep, drugs etc.) CONTRIBUTING TO OR CAUSING ACCIDENT

---

---

---

---

---

---

---

---

---

---

## CORRECTIVE ACTION SUGGESTED or TAKEN

---

---

---

---

PERSON DOING THE INVESTIGATION	DATE	REVIEW BY	DATE
--------------------------------	------	-----------	------



## SAFETY MEETING

DATE: \_\_\_\_\_

LOCATION: \_\_\_\_\_

MEETING PRESENTED BY: \_\_\_\_\_

ATTENDANCE LIST:

TOPICS DISCUSSED:

REPORT COMPLETED BY: \_\_\_\_\_

DATE COMPLETED: \_\_\_\_\_

REVIEWED BY: \_\_\_\_\_

## LET'S QUIT "SKIDDING" OURSELVES

One of the most dangerous driving situations you'll ever find yourself in is skidding on a wet or icy road. When your vehicle suddenly starts to skid, you have very little time to think about what to do and what not to do. Your response to a skidding situation should be automatic.

To help keep a skid from becoming a tragic collision, it's a must to know what to do in advance.

### IF A SKID HAPPENS...

Keep yourself under control. Drivers who cannot control themselves in an emergency will have more trouble. Keeping under control should be second nature to the professional driver.

Don't slam on the brakes. This could lock the wheels, cause loss of traction, and actually increase the skid.

Steer in the direction of the skid. For example, if the rear end of the vehicle is sliding to the left, turn your steering wheel to the left until the vehicle straightens out. As the vehicle straightens, turn the wheels back in the direction you want to go.

Don't over steer. Turning the steering wheel too far whips the rear end into a skid in the opposite direction.

Keep the vehicle in gear. This helps reduce speed and produces maximum control.

Don't lift your foot from the accelerator suddenly.

### BETTER YET, DON'T LET A SKID HAPPEN...

Remember, it takes two or three times the normal distance to stop on slippery streets. When roads are icy or wet, hold down your speed and avoid any sudden movements.



Three major contributing factors to intersection accidents are; delayed perception, speed too fast for conditions, and false assumptions. Let's examine these factors and consider the most glaring hazard at an intersection – meeting the turning vehicle.

A turning vehicle at an intersection creates a very special problem to other drivers entering and passing through the area. Vision may be limited by buildings, foliage, or other vehicles. The turning vehicle may be stopped and then decide to make his turn and cut you off. Or, you may be faced with a lawbreaker that runs a red light, stop sign, or yield sign. All of these potential hazards for the turning driver require defensive driving by YOU to prevent an accident.

The shortstop has to know what he is going to do with the ball before it is hit. At any intersection that ball may come to you. What'll it be – an out, or an error? Here are some suggestions that will help you avoid intersection accidents:

1. Approach all intersections prepared to yield the right of way even if it legally belongs to you. Take your foot off the gas and lightly cover the brake.
2. Decide what evasive action you will take should there be a conflict and have your vehicle under complete control so you can make any necessary maneuvers.
3. Keep your eyes moving to the sides and to the rear as you approach and pass through intersections.
4. Don't assume that the other guy will stop. A traffic light, stop sign, or yield sign doesn't physically stop a vehicle – the driver has to apply the brakes.

KNOW THE DEFENSE  
ACT IN TIME  
PREVENT INTERSECTION ACCIDENTS

## FOG – HOSTILE TRAFFIC ENVIRONMENT

Chain collisions are no longer a rarity in this country, especially on our rapidly expanding turnpike and freeway systems, where fog is a frequent and serious threat to high-speed traffic. In some areas of the country, the cool autumn air of September, October, and November causes more days and nights of fog than any other time of the year.

Headlights in mist and fog can interfere with the vision of oncoming drivers and their headlights have the same effect on you. Fog destroys depth perception and even plays tricks on the imagination, making you see things in the road that aren't there and allowing you to come abruptly upon an obstacle, such as wild animal or a road barrier, without time to stop. Fog can appear without warning, or vanish in an instant and stay away just long enough to convince you that the danger's gone, only to reappear and threaten your life.

The best advice for driving in fog is – don't. Never start a trip during zero visibility situations unless the trip is a real emergency. Most fog is short-lived (if possible, always wait until it dissipates before starting out).

If you do get caught in a fog, protect yourself in these ways:

1. Drastically reduce your speed and keep your foot ready for breaking.
2. If you still have road visibility, proceed cautiously and keep your headlights on LOW beam. This will light the highway immediately in front of you and cause less trouble for oncoming traffic.
3. Watch the right side of the road, not the lane markers or center line to your left. This will help you from drifting to the left and getting into the wrong lane unaware.
4. Although you must reduce your speed as the fog thickens, it's best never to travel slower than 40 M.P.H. on a turnpike or freeway. If the fog becomes really dense – no matter where you are – pull off at the first exit and stop in a parking area.
5. If you must stop and cannot get completely off the highway and shoulder, set flares 200 feet to the rear and to the front of your vehicle if you have them. Use your emergency flashers for approaching vehicles. **DO NOT** leave your vehicle lights on. Lights could trick an approaching motorist into "following" you and cause a rear-end collision.



Ask professional drivers to identify major driver errors, chances are they will indicate that too many fail to signal. Ask any police officer the phrase he hears most often when investigating traffic accidents and the comment will be, "the other driver didn't signal."

Clear, understandable signaling between drivers is absolutely essential on today's high-speed expressways and congested streets. Otherwise, we would have complete mayhem on our roads.

Failure to signal is foolish. Who, but a fool, would jeopardize lives and risk damage to property?

As a professional driver, you have a responsibility not to allow yourself to be classified with bad-mannered and foolish drivers. Instead, you should set an example for every other driver to follow.

Keep your signaling habits sharp. Here's a quick review of the methods you have for communicating with other drivers:

#### HORN

Use in daytime passing situations to communicate with the driver being passed. Also for use in fog or inclement weather to notify others of your presence.

#### HEADLIGHTS

Use in nighttime passing situations by rapidly flicking between the high and low beams. This same flashing procedure should be used to inform other drivers that their bright lights are on or to attract attention of an oncoming driver in your lane.

#### STOP LIGHTS

By pumping your brakes, you can warn a driver who is following too closely. The pumping procedure can also be used to warn a following driver well in advance that you are preparing to stop.

#### TURN SIGNALS

Use well in advance to indicate a change of lanes as well as warning others that you are turning. When changing lanes, use the signal, check rear view mirror, slow down, and glance over the shoulder toward the lane change. When you see a motorist ahead, use signals, slow down until he/she has completed their maneuver.

#### HAND SIGNALS

Even with today's automatic turn signals, there are times when you may be compelled to or when it is advisable to also use a hand signal. The hand signal can be extremely beneficial to indicate a slow down.

Communicating with other drivers is more than just extending courtesy. When you fail to signal properly, you are failing your responsibility as a driver. The driver who fails to signal, and is rear-ended, most certainly must share a degree of responsibility for an accident.

ACCIDENTS ARE COSTLY, DON'T ASK FOR THEM BY FAILING TO SIGNAL!

## HYDROPLANING

On wet pavement, tires can actually lose contact with the road. This sudden loss of control can send you into a "killing" skid. This phenomenon is known as hydroplaning.

As your vehicle rolls along on wet pavement a layer of water builds up ahead of the front tires. When the tire treads can no longer disperse this water, the wheels are lifted up in much the same way water lifts a skier.

The danger of hydroplaning is always present on wet or slushy roads. You can drive along for miles on the verge of a skid without being aware of it.

Hydroplaning occurs at virtually all speed ranges depending on conditions. As you increase the speed of your car, the chances of hydroplaning become greater. Speeds in excess of 50 M.P.H. on wet pavement are considered to be in the extreme danger zone.

Here are some suggestions for wet weather driving:

1. Reduce speed.
2. Allow extra distance for stopping.
3. Drive in the tracks of the vehicle in front of you.
4. Avoid deep water and puddles – they substantially increase the danger of hydroplaning.
5. Replace badly worn tires.

REMEMBER...RAIN IS NOT ONLY A NUISANCE – IT'S A KILLER!



## Two Hands on the Wheel

Too many drivers ignore a basic driving fundamental of "two hands on the wheel". Here are a few examples of what can result:

- \*Reaching for a cough drop
- \*Shuffling papers
- \*Reaching for a cigarette lighter
- \*Dropped a lit cigarette
- \*Opening an ashtray
- \*Searching for a match
- \*Thumbing through directions

- A head on collision
- End up in a ditch
- Rear-end another driver
- Right-angle crash
- Another rear-ender
- Side-swipe
- Hit a parked car

And so it goes.

## DRIVING IS A FULL TIME JOB!

Just as you should keep two hands on the wheel, also have your mind on driving at all times. Safe driving requires constant attention and complete concentration. Here are a few examples of accidents caused by split second inattention:

- \*Looking for a street address
- \*Thinking about personal matters of you
- \*Checking paperwork
- \*Bee inside vehicle

- Run a stop sign
- Slide into the car in front
- Veer off roadway
- Hit a telephone pole

Increase attention and reduce the risk of an accident by practicing these driving habits:

1. Keep both hands on the steering wheel at all times.
2. Keep your mind on your driving.

Remember; pride, prestige, profits, and public relations are influenced by how you drive, every time you drive!

## RAIN CAN HURT YOU

Streaky windshields, night glare, and pounding rain can considerably reduce a driver's ability to see. Wet pavements, covered with road film or spotted with oil, grease, and dirt make quick stops impossible. During dry periods, a layer of residue builds up on the highway surface and when it rains, the water floats it loose forming a slick film on the road. Wet roads may double the required stopping distance.

Another factor affecting the ability to stop is tire hydroplaning. At certain speeds, tires lift off the pavement to be supported by water alone – an effect similar to a water skier zipping across a lake.

When driving in the rain, keep the following tips in mind:

1. Check your wipers. Rubber wiper blades deteriorate when exposed to sun or temperature extremes. Six months is the average blade's effective life. If your blades won't wipe the windshield clean, have them replaced.
2. Turn your lights on. With good wipers and defrosters you may see others, but can they see you? Use your low beams. You'll be seen by pedestrians and other drivers. Never drive with only your parking lights on.
3. Watch surface conditions. Even though the rain has stopped, the streets remain slippery. Traffic statistics indicate high accident rates often continue for three or four hours after the rain stops.
4. Beware of deep puddles. Check your braking ability immediately after driving through deep water. Some wet brakes will dry by repeatedly pumping the pedal or dragging your brakes for a moment or two.
5. Slow down. Reduce your speed on wet roads. Beware of tire hydroplaning on high-speed expressways. You may lose the ability to steer as well as your ability to brake. Safety experts estimate that it takes a heavy rain  $\frac{1}{2}$  an hour to wash away the oil slick and a lighter rain will take longer.



Perhaps the most preventable and inexcusable accident is caused by backing into a parked car or a fixed object. You should never be guilty of this type of error as a professional driver.

### Check Around Before You Enter Your Vehicle

Investigate all around the outside of your vehicle for possible hazards that cannot be seen from the drivers seat. This includes improperly parked vehicles next to yours, children and toys in driveways, and low objects such as hydrants, posts, abutments, and fences. This investigative precaution is a good investment of only a few seconds of your time.

### In The Driver's Seat

Keep your foot on the brake as you shift into reverse. Then, before starting to back, check traffic on both sides as well as the rear. Make sure nothing is "hidden" (check blind spots). Don't rely on only mirrors! Get help to guide you if you can't avoid an object on your own.

### Know When and Where to Back

Driving in reverse normally should cover the shortest span possible – from inches to feet, not ½ of a block. It should be a means of reaching a spot that will enable you to move forward quickly into the flow of traffic.

Never back down a street looking for a missed address. And, never back uphill or across traffic lanes. It's always wiser to drive around the block than to risk a conflict with oncoming traffic.

### Be Sure You're Seen

When backing, move slowly – sound horn before proceeding if there is any doubt that other traffic can see you.

### Avoid Backing When Possible

You can't always avoid backing up, but if you can it may prevent an accident.

## REAR-END COLLISIONS – HOW TO AVOID HITTING ANOTHER VEHICLE

### TO KEEP FROM COLLIDING:

Begin braking early. Start lightly, reserve braking power until you near the final stopping point

Pay strict attention. Don't daydream or look away from the road for more than one second. Keep in mind that a vehicle can move a considerable distance in one second. For example, at 40 M.P.H., a vehicle travels 60 feet in one second.

Use good vision habits. Don't crowd up so close that you can't see ahead. Look through the rear window area of the vehicle ahead to see farther. Look over the top of the car ahead when on hills.

Look for things that could cause the driver in front of you to stop. The other driver's problems become your problems only a second or two later.

On icy roads, look for a swerve path to the right. Many times on ice you can steer around a vehicle that you could not stop for. But, never swerve to the left – you would invite a head on. Better yet, you won't need a swerve path at all if you increase your following distance to allow for road conditions and weather.

Be patient. The hurry habit is the beginning of many a rear-end crash.

### STAY ALERT FOR THESE DANGER SIGNALS:

Brake lights on the vehicle ahead. Get your foot off the gas and onto the brake pedal quickly.

Diminishing distance between you and the vehicle ahead. You're on a collision course: The vehicle on the road ahead of you is slowing down or may have completely stopped. Relate vehicles ahead to a fixed object on the side of the road.

Problems in adjacent lanes. Stay alert for brake lights and slow downs in adjacent lanes: Expect quick swerves into your lane by other drivers.



## TO KEEP FROM BEING HIT:

Know what's going on behind you. Adjust your outside mirror and your inside rearview mirror before moving your vehicle. Then, use them frequently to check traffic that is following. Keep your rear window clean.

Flash your brake lights. This will alert a following car that you are preparing to stop. Check your brake lights frequently to be sure they are working properly. Keep the brake lights clean.

Signal well in advance. This rule should be used whenever turning or changing lanes.

Slow down gradually. Stopping over a longer distance gives following drivers more reaction time. Never try to beat a yellow light – always anticipate a change to red.

Keep pace with traffic. Travel in the proper lane for your speed permitted by speed limits, traffic rules, and weather conditions.

Get rid of tailgaters. First, try moving to the right and letting them pass. If this doesn't work, encourage them to pass by slowing down and waving them by. But, exercise greater than usual caution when slowing down to discourage tailgaters. Flash your brake lights several times, use the proper arm signal and slow down gradually as traffic permits. If the tailgater still won't pass or drop back, pull off the road. Don't let this situation distract you into an accident.

Don't cruise in another driver's blind spot. If he suddenly swerves into your lane, you may have to brake hard, which makes you a sitting duck for rear-end collision.

Raise the hood if the vehicle is stalled and can't be moved from the traffic lanes. Then do everything else you can to make the vehicle visible to approaching drivers. A stalled vehicle is particularly dangerous at night. If you have flashers, use them. A professional driver usually has a flare or other signal device handy for driving emergencies.

## YIELD RIGHT OF WAY

As a professional driver, you should know exactly what this traffic sign means. But, do you? The yield sign – the newest of our traffic signs – can mean any one of several things.

### IT DEPENDS ON THE SITUATION

Although the yield sign is issuing you a command, it also calls on you to make a decision – it asks you to use your good judgment.

You'll find Yield signs posted at intersections and at highway entrance ramps. When you see these, the first message that should be conveyed to you is – SLOW DOWN! Although the law may differ on this by state or locality, you should slow down to 20 M.P.H. or less as you approach a yield sign. The second message you should get from this sign is – YOU DON'T HAVE THE RIGHT OF WAY, CROSS TRAFFIC HAS IT (BOTH LEFT & RIGHT).

After you have slowed to a reasonable speed, one of two things will happen. First, if there is traffic and you cannot proceed safely, you must come to a complete stop. And, you must wait for a safe interval in traffic before proceeding.

Or, you may be able to proceed without stopping – that is, if there is no danger of your interfering with cross or flowing traffic.

Think of a Yield sign in this way: A Yield sign is a STOP sign with a built-in convenience factor – when conditions are right you may proceed (after slowing down) almost as if it wasn't there.

Now, let's consider the Yield sign in terms of the other driver. Does he know exactly what it means? Don't count on it. Protect yourself, drive defensively!



Fighting for your rights on the road is a sucker's game. Even when you win, you lose.

If that other driver wants the right of way, even if it's yours, let him have it. Every year nearly half of all traffic fatalities were "in the right". Good drivers can cut down that percentage.

Avoid the squeeze play. Allow a cushion of safe space around your vehicle at all times. Anticipate potential crash situations by looking ahead, sideways, and backwards. Danger can come from any direction. Use your headlights, break lights, turn signals, and horn to make your presence and intentions known to other drivers and pedestrians.

Below are four typical accident situations and defensive actions to avoid them:

Trap 1: Your light turns green, as you cross, you are struck by a vehicle running their red.

Defense: Even when you have the green light, always check to see that cross traffic has stopped completely before venturing across.

Trap 2: As you cruise along a through street, a driver waiting at a stop sign suddenly pulls out in front of you.

Defense: Never assume that a stop sign will automatically hold him until you're past. He may think it's a 4-way stop. Slow down and be ready to react.

Trap 3: You're sideswiped on a highway by a merging car trying to race for the position.

Defense: In anticipation of a merging vehicle, move one lane to the left if possible, or slow down to allow space for the car to enter safely.

Trap 4: As you drive straight through an intersection, an approaching car suddenly makes a left turn in front of you.

Defense: Never assume a signaling vehicle will yield to you until it has stopped completely. If you see a car slowing down, but not signaling, be doubly cautious. Slow down and have your foot poised above the brake pedal.

YIELD IF THERE'S ANY CONFLICT

## SAFE WINTER DRIVING

~~WINTER IS HERE...~~ and with it come the hazardous driving conditions associated with cold weather, sleet, and snow. Safe winter driving requires certain adjustments of our normal driving habits and the addition of special skills. Let's take a look at some of the things you can do to have an accident-free winter.

Prepare for driving. In addition to normal maintenance, check to be sure that your tires, battery, exhaust system, wiper blades, brakes, and steering are in top condition. Be ready to adjust your speed and give attention to adverse conditions.

Warm-up your vehicle in the morning. Start your vehicle ten minutes before you plan to drive it (racing the engine does not help to warm up the vehicle and may damage the brittle, unlubricated engine parts). Turn on your defroster immediately (this will warm the windshield gradually and reduce the danger of sudden fogging of the glass). Scrape ice and snow from all glass areas and see that all lights are cleaned off. It's not enough that you see - others must be able to see you. When it's dark or overcast, use your headlights.

Starting on ice and snow. Use a steady light touch on the gas pedal. If your wheels should start to spin, ease off the gas. When stuck on ice, use sand or a metal traction mat and the same force on the gas pedal.

Steering on slippery pavement. Keep both hands on the wheel and make your turns as smooth and gradual as possible. Remember, you can't maneuver on snow and ice like you can on dry pavement. Under these conditions it's best to slow down, increase your following distance, and avoid lane changes.

Stopping on ice or snow. Pump the brakes, alternating slowing and rolling, for the most efficient braking on slick surfaces. NEVER lock the wheels. ~~Once the front wheels are locked you lose control of your vehicle (you can't steer if the wheels are not rolling) and you may go into a skid.~~ As defensive drivers, slow down and brake before approaching an intersection. Any location that requires stopping and starting is likely to be very icy.

MAKE AN ALL OUT EFFORT TO STAY ACCIDENT FREE THIS WINTER!



Many drivers still fail to take advantage of belts, rationalizing that they're a nuisance, uncomfortable, or not necessary for their type of driving.

If you don't use a safety belt, read the following comments and evaluate their value to you.

1. Seat belts help prevent the second collision – being thrown around inside the vehicle. Even a sudden stop without a collision can severely jolt occupants who aren't restrained.
2. Your chance of survival in an accident is five times greater if you stay inside the vehicle. Thousands of deaths and serious injuries – caused by being thrown from the car – would not have occurred had the victims protected themselves with belts.
3. The need to be belted is actually greater on short trips. Three-fourths of all accidents occur within 25 miles of home.
4. A firmly fastened belt is just as necessary traveling slow or fast. More than half of all injury-producing accidents occur at impact speeds of 40 M.P.H. or less.
5. A seat belt can help keep you from being knocked unconscious – which multiplies many times over your chances of escaping should the vehicle catch fire or go into the water.
6. If you hit a bump, drop off a road edge, make a sudden maneuver, or lose control of your vehicle; a buckled seat belt will keep you behind the wheel for faster and more effective recovery.

These are facts, not opinions! Make use of seatbelts a habit.

Fasten your belt snugly EVERY time you get into a vehicle. Wear it low, so that the bottom edge is tight across the top of your thighs. Impact pressure should always be taken at the hip joints and dispersed over the pelvic area – never across the abdomen.

## SEEING WHEN IT'S FREEZING

Winter driving makes it more difficult to see danger before you can avoid it.

Early darkness hides danger during the crowded evening rush hour. Bad weather blinds you with sleet, fog, or snow. Roads with icy ruts, potholes, and snow piles at corners are distracting traps. Headlight glare is worse through the glint of a splattered windshield, and slush covered headlights decrease your ability to see.

The winter-wise driver must use every countermeasure he can to stay out of trouble. The extra seconds they take beforehand may well mean the extra seconds you gain in stopping or maneuvering time. Here are a few things you can do:

Brush-off – Don't be a peephole driver. Brush snow completely from the front, back, and side glass. Use the scraper to clear off ice and hardened snow. Brush off the hood and top too, so it won't blow onto the windshield and rear window.

Warm-Up – Have you ever started out on a winter day, turned on the heater when the motor is warm after a mile or so, and had the glass fog up, preventing clear view? This can be terrifying in heavy traffic. Start the engine a few minutes ahead of time, and turn the heater and defroster on before you start out. Be sure the inside air is warm enough to prevent condensation forming on the glass.

Wash off – In freezing weather, use a strong windshield washer solution. A weak solution can freeze on the windshield during traffic speeds, and will instantly obstruct your vision. Replace worn wiper blades to insure efficient removal of road salt film.

Light up – Be seen. Turn on your low beams at dusk, in rain or snow, or in gloomy weather. Never drive with only your parking lights. Some state laws prohibit this practice. All lights should be working at all times.

---

YOU HAVE TO SEE TO BE CRASH FREE!



The defensive driver needs to keep a safe interval between his vehicle and the vehicle ahead. A new theory, the "timed interval", can help the driver make a more accurate judgment of what that means at different speeds, in fair weather and foul.

The "timed interval" can be used at any speed. It is based on the distance a vehicle will travel in a given period of time. A two-second interval should allow an adequate stopping distance for passenger cars and 2-axle trucks with normal driving conditions. The "timed interval" should be increased to four seconds or more for larger axle combinations. Add an extra second of following distance for any unsafe conditions as you drive (poor road conditions, low light, bad weather, blocked visibility ahead due to a large vehicle, etc.). Because conditions may vary these timed intervals should only be used to indicate one thing, You Are Following Too Close.

The countdown plan operates this way:

1. Notice the vehicle ahead as it reaches a fixed object (sign, tree, etc.) close to the roadside.
2. At that moment, count at a medium pace — 1,000 and 1; 1,000 and 2, etc. — until your vehicle reaches the object. (Each count approximates a second)

If your vehicle passes the object before the end of the suggested following distance time interval count, you're following too closely!

## SLOW DOWN FOR ALL INTERSECTIONS

The most dangerous point on any street or highway is where it intersects another road. The three major contributing factors to intersection accidents are: delayed perception, speed too fast for conditions, and false assumptions.

DELAYED PERCEPTION – Delayed Perception occurs when you are distracted, confused, or diverted by other competing hazards while the ultimate hazard is rapidly developing (e.g. watching pedestrians, looking for street signs, etc.).

SPEED – Drivers who fail to slow down for intersections risk a serious accident. They are traveling so fast by the time they perceive the hazard that they have already passed the point of escape.

FALSE ASSUMPTIONS – A large number of drivers who become involved in intersection accidents do so because they wrongfully assume the other driver will act in a certain way (e.g. a flashing turn signal is an indication that the vehicle will make a turn – if it doesn't – will you be able to stop?)!

Here are some suggestions to help you avoid crashing at an intersection:

1. Match speed with visibility at intersections. Always be able to stop your vehicle short of the intersection.
2. Resist distractions. Keep your eyes moving – look in all directions, then look again.
3. Don't assume anything. Just because you have the right of way, or you think you do, doesn't mean the other driver will yield it to you.

---

Don't stake your life on the right of way...the stakes are too high and the odds are against you!



If a full glass of water was placed on the floor of your vehicle, how long could you drive in traffic without spilling it? We're sure you'll be quick to agree that it would take a pretty "smoooooth" driving performance not only to keep from spilling any of the water, but also to keep from toppling the glass.

The kind of driving it takes to keep from spilling a glass of water is the kind of driving that marks the true professional driver. It's not difficult to pick him out from the other drivers on the road. Starts, stops, change of lanes, and turns are all handled in a smooth manner – in a way that cuts accident producing conflicts to a minimum.

### DRIVING ERRORS CAN BE AVOIDED – BUT MORE THAN SKILL IS NEEDED

It takes a lot more than just driving skill to be a smooth driver. To obtain the mark of the true professional, a driver must first have the correct mental attitude about driving. Don't become irritated or impatient with other drivers. Maintain an even frame of mind every second you are behind the wheel.

The smooth driver must learn to drive ahead. Anticipate the need for a slowdown or stop. Plan turns and changes of lanes in advance. The driver who is rear-ended after a sudden stop must surely share in the responsibility of the accident – if the sudden stop could have been avoided by driving ahead.

### SMOOTH DRIVING HAS OTHER BENEFITS

Safety is not the only benefit to be derived from smooth driving performance. Smooth drivers quickly discover that vehicle operating and maintenance costs are reduced – the most noticeable economies being more tire life and additional gas mileage.

And, smooth drivers are better fitted for other duties. They are relaxed – more efficient – when dealing with customers by avoiding tension behind the wheel.

### WEAR THE MARK OF THE TRUE PROFESSIONAL

Because of the nature of your work, you have been categorized as a "professional", a smooth driving performance has become a necessary attribute – it no longer can be considered only desirable. Your responsibility to yourself and your family, the other drivers around you, and your company – demand it!

## WHO'S GOT THE RIGHT OF WAY?

Unfortunately, right of way laws and other traffic laws differ by states, and even municipalities. When driving into another state or area with which you are not familiar, you may avoid an accident by checking the laws in advance.

### INTERSECTIONS

Human nature differs even more than laws. You cannot expect any set pattern of behavior from other drivers. But, you can count on some drivers pulling one of these stunts:

The driver on the left of you (on a four lane road) trying to pull in front of you to make a right-hand turn.

Or, the driver on the right just ahead of you (again on a four lane road) swinging into your path trying to make a last-minute-left-hand turn.

Then you have the oncoming vehicles to contend with. In the near future, you can be sure one of them will turn in front of you from the wrong lane.

And then there are pedestrians. You'll see one caught in the middle of the road by a light change before too long. You'll see another one who intends to make it across the street in spite of the red light.

Sure, they're wrong – you have the right of way – but, so what? Why prove it with an accident? As a driver you have responsibilities and one of them is to drive defensively. Even though you may not like it, let the other fellow have his way. And, count on every other vehicle to do just about anything and everything wrong.

---



Too many accidents occur because drivers are "surprised" at the top of an incline.

Dangers such as a stalled car, an intersection, or a child may await you. As you approach an incline:

1. Expect conflict. Somebody is likely to be at the top of the hill.
2. Look for signs, markings, and characteristics of the area that will tell you what to expect at the top of the hill.
3. As you get closer to the top, the contour of the road reduces your view. This means less distance to react or to stop.
4. As you proceed over the crest:
  - a. Release pressure on the gas and be ready to brake.
  - b. Move to the right.
  - c. Leave an out.
5. Should you have to stop, check to the rear and immediately communicate your action to vehicles behind with brake lights or hand signals.

Top off the crest of every hill in the manner described above and avoid "surprises" that could result in an accident – one which is preventable by YOU!

# PREVENTIVE MAINTENANCE

Date Begun:	Mechanic:
Unit #:	Mileage:
Year:	Make:
Engine:	Tire Size:

Codes: A=Cars & Vans B=Tank Trucks C=Tractors D=Trailers E=Summer PM

## Vehicle Papers

- A,B,C,D,E ☐ Notebook In Vehicle  
A,B,C,D,E ☐ Driver's Report Book

## Equipment

- A,B,C,D,E ☐ Clean Engine and Vehicle  
A,B,C,D,E ☐ All Lights (In & Out)  
A,B,C,E ☐ Horns & Wipers  
A,B,C,E ☐ Cab Seats & Floor Mats  
A,B,C,E ☐ Check Heater & Air Conditioning  
A,B,C,D,E ☐ Oil Pressure Cold \_\_\_\_\_ & Hot \_\_\_\_\_  
B,C,E ☐ Gear Shift Mechanism  
B,C,E ☐ Clutch: For Slip & Pedal Play  
B,C,E ☐ Clutch: Master Cylinder & Slave Cylinder For Leaks  
A,B,C,D,E ☐ Brakes: Service Shoes, Pins, Springs, Drums, Bearings  
A,B,C,E ☐ Check Windows  
A,B,C,E ☐ Power Steering & Hoses  
A,B,C,D,E ☐ Engine Belts  
A,E ☐ Check Spark Plugs, Cap, & Rotor  
A,B,C,E ☐ Check Transmission  
A,E ☐ Tune Up Transmission: Yes \_\_\_\_\_ OR No \_\_\_\_\_ (Supervisor Indicates)  
A,B,C,D,E ☐ Hood/Door, Hinges, & Latches  
A,B,C,D,E ☐ Fenders, Bumpers, & Chassis For Cracks  
A,B,C,D,E ☐ Batteries, Cables, Charging System, & Starting  
A,B,C,D,E ☐ Radiator, Cap, Anti-Freeze, Add Coolant Treatment, & Water Pump For Leaks  
A,B,C,D,E ☐ Exhaust System  
C,D,E ☐ Fifth Wheel, Fifth Wheel Mounts, Fifth Wheel Plate, & Pin  
A,B,C,D,E ☐ Fuel Tank - Vents, Caps, & Lines For Leaks  
A,B,C,D,E ☐ Engine & Transmission Mounting  
A,B,C,E ☐ Steering Mechanism - Tie Rods, Drag Link, Arms, Steering Box, & King Pins  
A,B,C,D,E ☐ Springs, Shackles, Pins, Bushings, U-Bolts, Radius Rods, & Shock Absorbers  
A,B,C,D,E ☐ Drive/Pump Shaft & Universal Joints  
B,C,D,E ☐ Drain Air Tanks, Proper Petcocks  
A,B,C,D,E ☐ Wheels, Tires, Rims, Stems, Studs, Nuts, & Lugs (Tighten All)  
A,E ☐ Check Spare Tire & Jack  
A,B,C,D,E ☐ Check Tire Air Pressure  
A,B,C,D,E ☐ Lubricate Chassis, Check All Oil & Grease Levels in Door Hinges & Locks  
A,B,C,D,E ☐ Change Oil, Renew All Oil Filters, Water Filter, & Fuel Filters  
B,C,E ☐ Check Air Filter (Gauge) & Replace If Necessary  
A,B,C,D,E ☐ Oil Sample: Yes \_\_\_\_\_ OR No \_\_\_\_\_  
B,C,E ☐ Check Turbo Or Charger  
B,C,E ☐ Check Air Compressor  
B,C,D,E ☐ Clean All Strainers  
B,D,E ☐ Check For Pumping: GPM \_\_\_\_\_  
B,C,E ☐ Check Hose Reel Operations  
B,D,E ☐ Check Dome Covers & Dome Cover Gaskets  
B,D,E ☐ Check Tank Level Indicators  
B,D,E ☐ Check Hose Reel For Leaks  
B,D,E ☐ Check Tank For Leaks  
B,D,E ☐ Check Deliver Hoses For Damage  
C,E ☐ Check Deck Hoses For Damage  
A,B,C,D,E ☐ Check Fire Extinguisher & Road Emergency Kit

Date Completed: \_\_\_\_\_ Mechanic Signature: \_\_\_\_\_  
Comments: \_\_\_\_\_



RE: Corporate Policy Regarding the Operation of Company Owned or Leased Vehicle

As an employee who is, or will be, authorized to operate a vehicle owned or leased by Two Brothers Contracting, Inc., you are requested to read the following statement, acknowledge that you understand its contents and provide us with the information requested.

You are being provided with a vehicle owned or leased by the corporation, which you are being authorized to operate. You are obligated to operate that vehicle in the safest manner possible with due regard for all local, state, and federal laws.

You are expected to use the vehicle in a prudent manner with due consideration for maintenance requirements of the manufacturer and the lessor. Maximum care should be used in parking and storage of your vehicle. While personal use is not prohibited, such use should be prudent.

You are expected, under normal circumstances, to limit the use of this vehicle to yourself. We do not commend the vehicle to be operated by a person 21 years of age or younger.

You are to certify that you and any other person who might operate this vehicle are physically competent to do so. You and other such persons will have valid drivers licenses in effect at all times while operating the vehicle. Should you or such other drivers have their licenses suspended, Two Brothers Contracting, Inc. will be notified immediately and the use of that vehicle by such persons will be discontinued at once.

In the event of any accident involving a vehicle, all required information will be obtained at the time of accident and a report made immediately to Two Brothers Contracting, Inc.

Our insurance company requires us to make annual motor vehicle bureau checks on all drivers (including your spouses) accident and moving violation records. They will be reviewing this information annually and have advised that they will be terminating coverage on vehicles where the driver has a poor accident or moving violation record, regardless of whether on a company or personally owned vehicle.

Please sign and return this memo along with the attached Driver Record Check Form to Two Brothers Contracting, Inc. Keep attached copy for your records.

I have read the above and hereby agree to observe the required operating instructions.

Signature

Rodolfo Bastore

Date

07.06.02



### VEHICLE INFORMATION - Item 13 of Application

YEAR	MAKE	MODEL	VIN	PLATE
2016	MERCEDES	SPRINTER	8BTPE7CD3GE131548	XFGN54
2009	KENW	HOOKLIFT	2NKHHN6X29M247872	XW413Z
2001	KENW	TT	1XKWDB0X71J876071	AK605W
2007	KENW	T800 ROLLOFF	1NKDXBEX87J213974	AN577K
2020	KENW	W990 (WHITE)	1XK1D40X4LJ430386	AZ190A
2021	KENW	T880	1NKZX4EX2MJ455057	AW411U
2022	FORD	F550 (HOOKLIFT)	1FD0X5HT4NEE14654	XMDJ68
2022	MERCEDES	SPRINTER	W1Y5EBHYXNT091339	XMCB14
2022	MERCEDES	SPRINTER	W1W5ECHYXNT111538	XBRU16
2022	MERCEDES	SPRINTER	W1W5ECHY0NT109376	XFGN55

### TRAILERS

1996	EAST	TRAILER	1E1U1X280TRG19939	T63P1L
2004	EAST	TRAILER	1E1U1X2864RL34001	TER86Z
2007	MONTONE	TRAILER	1M9SD34347S567200	TEH77W
2007	MONTONE	TRAILER	1M9SD34367S567781	T53T9P



**NEW JERSEY** MVC  
New Jersey Motor Vehicle Commission

**COMMERCIAL DRIVER LICENSE**

*John J. H. H.*  
Acting Commissioner



DL

DOB

ISS

08-16-2023

EXP

04-08-2025

CLASS **A**

OSPINA SOTO  
JHOAN S

[REDACTED]

RESTR **NONE**



GENDER **M**

HT

5-09"

EYES

BRN

ORGAN DONOR

AT

RD20232800000307

U-U

15.00

## **Davis, DaQuan (DNREC)**

---

**From:** Liz Mladenovic <liz@tbcdemo.com>  
**Sent:** Thursday, March 6, 2025 11:12 AM  
**To:** WHStranporters  
**Subject:** RE: D (Incomplete Delaware Solid Waste Transporter Permit Application)  
**Attachments:** COI State of Delaware 03-06-25.pdf

Here is the COI.

Two Brothers Contracting, Inc.

**Liz Mladenovic**

Vice President of Operations

11 Vreeland Avenue

Totowa, NJ 07512

Tel: 973.956.8700 x203

Fax: 973.956.8811

Direct: 973.689-8185

E: [liz@tbcdemo.com](mailto:liz@tbcdemo.com)

NOTICE: This message, including any attachment, contains information which may be confidential or privileged. If you are not the intended recipient, you must not review, retransmit, convert to hard copy, disseminate, or otherwise use the contents of this message. If you have received this transmission in error, please notify the sender by return e-mail and delete this message from your system. Any unauthorized use or dissemination of this message in whole or in part is strictly prohibited. Opinions expressed in this e-mail are those of the author and may not be endorsed by this company (or its affiliates). We cannot guarantee that the integrity of this communication has been maintained or that this communication is free of viruses, interceptions or interference. The sender does not accept any responsibility for any loss, disruption or damage to your data or computer system that may occur while using data contained in, or transmitted with, this e-mail.

---

**From:** Liz Mladenovic  
**Sent:** Thursday, March 6, 2025 11:06 AM  
**To:** WHStranporters <WHStranporters@delaware.gov>  
**Subject:** RE: D (Incomplete Delaware Solid Waste Transporter Permit Application)

Good morning:

Please see below for responses to your email.

I have ordered the COI and am waiting for our agent to send it. As soon as I receive it, I will send it to you.

Two Brothers Contracting, Inc.

**Liz Mladenovic**

Vice President of Operations

11 Vreeland Avenue

Totowa, NJ 07512

Tel: 973.956.8700 x203

Fax: 973.956.8811

Direct: 973.689-8185

E: [liz@tbcdemo.com](mailto:liz@tbcdemo.com)

NOTICE: This message, including any attachment, contains information which may be confidential or privileged. If you are not the intended recipient, you must not review, retransmit, convert to hard copy, disseminate, or otherwise use the contents of this message. If you have received this transmission in error, please notify the



sender by return e-mail and delete this message from your system. Any unauthorized use or dissemination of this message in whole or in part is strictly prohibited. Opinions expressed in this e-mail are those of the author and may not be endorsed by this company (or its affiliates). We cannot guarantee that the integrity of this communication has been maintained or that this communication is free of viruses, interceptions or interference. The sender does not accept any responsibility for any loss, disruption or damage to your data or computer system that may occur while using data contained in, or transmitted with, this e-mail.

**From:** Davis, DaQuan (DNREC) <[daquan.davis@delaware.gov](mailto:daquan.davis@delaware.gov)> **On Behalf Of** WHStranporters  
**Sent:** Wednesday, February 26, 2025 4:21 PM  
**To:** Liz Mladenovic <[liz@tbcdemo.com](mailto:liz@tbcdemo.com)>  
**Subject:** RE: D (Incomplete Delaware Solid Waste Transporter Permit Application)

Great, thank you.



## DaQuan L. Davis

Environmental Scientist

**Division of Waste and Hazardous Substances**

302-739-9403  
[WHStranporters@delaware.gov](mailto:WHStranporters@delaware.gov)  
89 Kings Hwy SW, Dover, DE 19901  
[dnrec.delaware.gov](http://dnrec.delaware.gov)



**From:** Liz Mladenovic <[liz@tbcdemo.com](mailto:liz@tbcdemo.com)>  
**Sent:** Wednesday, February 26, 2025 2:56 PM  
**To:** WHStranporters <[WHStranporters@delaware.gov](mailto:WHStranporters@delaware.gov)>  
**Subject:** RE: D (Incomplete Delaware Solid Waste Transporter Permit Application)

I am so sorry in the delay. I have been in and out of the office.

I will get all this information to you tomorrow.

Two Brothers Contracting, Inc.

**Liz Mladenovic**

Vice President of Operations

11 Vreeland Avenue

Totowa, NJ 07512

Tel: 973.956.8700 x203

Fax: 973.956.8811

Direct: 973.689-8185

E: [liz@tbcdemo.com](mailto:liz@tbcdemo.com)

NOTICE: This message, including any attachment, contains information which may be confidential or privileged. If you are not the intended recipient, you must not review, retransmit, convert to hard copy, disseminate, or otherwise use the contents of this message. If you have received this transmission in error, please notify the sender by return e-mail and delete this message from your system. Any unauthorized use or dissemination of this message in whole or in part is strictly prohibited. Opinions expressed in this e-mail are those of the author and may not be endorsed by this company (or its affiliates). We cannot guarantee that the integrity of this communication has been maintained or that this communication is free of viruses, interceptions or interference. The sender does not accept any responsibility for any loss, disruption or damage to your data or computer system that may occur while using data contained in, or transmitted with, this e-mail.

**From:** Davis, DaQuan (DNREC) <[daquan.davis@delaware.gov](mailto:daquan.davis@delaware.gov)> **On Behalf Of** WHStranporters  
**Sent:** Thursday, February 20, 2025 4:37 PM  
**To:** Liz Mladenovic <[liz@tbcdemo.com](mailto:liz@tbcdemo.com)>  
**Subject:** RE: D (Incomplete Delaware Solid Waste Transporter Permit Application)

Hello,

Please address the items listed below:

- **Section 7-** What facility do you take asbestos? I addressed this in my January 16, 2025 email. I had incorrectly checked off asbestos. It should be construction debris (dry waste).
- **Section 8-** What type of waste do you take to Delaware Recyclable Products, Inc. (DRPI)? They don't take asbestos. Construction Debris (dry waste)
- **Section 10-** The Certificate of Insurance that you submitted was not up-to-date and expired (Date). Please send an up-to-date Certificate of Insurance. Ordered and will forward as soon as it is received.
- **Section 12-** Please add the following to your driver training. Requirements include:
  - (c). Describe how drivers are instructed in the following:
    - (i) Knowledge of proper handling procedures for the type of solid waste being transported. Added to our Corporate Policy and Driver Training
    - (ii) Familiarity with the approved accidental discharge containment plan. (Spill Control Plan) Attached
    - (iii) Familiarity with the conditions of the solid waste transporter's permit. Added to our Corporate Policy and Driver Training
- **Section 13-** The vehicle list missing each vehicle Manufacturer's GVWR, State of registration, and ownership. Please update your list with the required information. Revised list attached.
- **Section 14-** You did not provide a list of vehicle operators. We only have one driver and he was included in our original application.
- **Section 16—**Please have the owners sign and date the application. If the owner's signature was missing a date, please have the owner re-sign the application and ensure it has a date. See attached.

Thank you,





## DaQuan L. Davis

Environmental Scientist I

Division of Waste and Hazardous Substances

302-739-9403

[WHStranporters@delaware.gov](mailto:WHStranporters@delaware.gov)

89 Kings Hwy SW, Dover, DE 19901

[dnrec.delaware.gov](http://dnrec.delaware.gov)



---

**From:** Davis, DaQuan (DNREC) **On Behalf Of** WHStranporters

**Sent:** Thursday, January 16, 2025 11:00 AM

**To:** Liz Mladenovic <[liz@tbcdemo.com](mailto:liz@tbcdemo.com)>

**Subject:** RE: Due 1/10/2025 (Incomplete Delaware Solid Waste Transporter Permit Application)

Answers:

1. Section 7- Please state what waste type you plan to transport in Delaware, is it just dry waste? Please provide this answer in an email response.
5. Section 12- You don't need to supply anything. I was unaware that was your only driver.

Please email all the requested information. Please provide the information only on the requested items, not the complete package.

---

**From:** Liz Mladenovic <[liz@tbcdemo.com](mailto:liz@tbcdemo.com)>

**Sent:** Thursday, January 16, 2025 10:51 AM

**To:** WHStranporters <[WHStranporters@delaware.gov](mailto:WHStranporters@delaware.gov)>

**Subject:** RE: Due 1/10/2025 (Incomplete Delaware Solid Waste Transporter Permit Application)

Good morning,

My apologies for the delay in getting back to you. I was out of the office for a few days.

I have a few questions regarding the corrections I have to make.

1. Section 7 – I incorrectly checked off asbestos. We do not perform asbestos abatement in the State of Delaware and therefore do not transport asbestos. That was an error on my part.
2. Section 10 – I have ordered an updated Certificate of Insurance and will send it as soon as I receive it.
3. Section 12 – I will add that to our Driver Training requirements.
4. Section 13 – I will make corrections to the vehicle list.
5. Section 14 – A copy of our vehicle operators license was included in the package. What else do I need to supply? He is a new driver and I do not have a W2 for him. What can I supply you with in lieu of that?
6. Section 16 – I will be sure to have a signature and date on the application.

Once these corrections are made, do I email them to you? Also do I need to submit a complete package again or just what was missing?

Thank you for your help and patience.

Two Brothers Contracting, Inc.

**Liz Mladenovic**

Vice President of Operations

11 Vreeland Avenue

Totowa, NJ 07512

Tel: 973.956.8700 x203

Fax: 973.956.8811

Direct: 973.689-8185

E: [liz@tbcdemo.com](mailto:liz@tbcdemo.com)

NOTICE: This message, including any attachment, contains information which may be confidential or privileged. If you are not the intended recipient, you must not review, retransmit, convert to hard copy, disseminate, or otherwise use the contents of this message. If you have received this transmission in error, please notify the sender by return e-mail and delete this message from your system. Any unauthorized use or dissemination of this message in whole or in part is strictly prohibited. Opinions expressed in this e-mail are those of the author and may not be endorsed by this company (or its affiliates). We cannot guarantee that the integrity of this communication has been maintained or that this communication is free of viruses, interceptions or interference. The sender does not accept any responsibility for any loss, disruption or damage to your data or computer system that may occur while using data contained in, or transmitted with, this e-mail.

---

**From:** Davis, DaQuan (DNREC) <[daquan.davis@delaware.gov](mailto:daquan.davis@delaware.gov)> **On Behalf Of** WHStranporters

**Sent:** Thursday, January 9, 2025 3:59 PM

**To:** Liz Mladenovic <[liz@tbcdemo.com](mailto:liz@tbcdemo.com)>

**Subject:** RE: Due 1/10/2025 (Incomplete Delaware Solid Waste Transporter Permit Application)

Hi Ms. Mladenovic,

This information is due 10/1/2025. Please address the items listed below:

- **Section 7-** What facility do you take asbestos?
- **Section 8-** What type of waste do you take to Delaware Recyclable Products, Inc. (DRPI)? They don't take asbestos.
- **Section 10-** The Certificate of Insurance that you submitted was not up-to-date and expired (Date). Please send an up-to-date Certificate of Insurance.
- **Section 12-** Please add the following to your driver training. Requirements include:
  - (c). Describe how drivers are instructed in the following:
    - (i) Knowledge of proper handling procedures for the type of solid waste being transported.
    - (ii) Familiarity with the approved accidental discharge containment plan. (Spill Control Plan)
    - (iii) Familiarity with the conditions of the solid waste transporter's permit.
- **Section 13-** The vehicle list missing each vehicle Manufacturer's GVWR, State of registration, and ownership. Please update your list with the required information.
- **Section 14-** You did not provide a list of vehicle operators.
- **Section 16—**Please have the owners sign and date the application. If the owner's signature was missing a date, please have the owner re-sign the application and ensure it has a date.



Thank you,



## DaQuan L. Davis

Environmental Scientist I

Division of Waste and Hazardous Substances

302-739-9403

[daquan.davis@delaware.gov](mailto:daquan.davis@delaware.gov)

89 Kings Hwy SW, Dover, DE 19901

[dnrec.delaware.gov](http://dnrec.delaware.gov)



---

**From:** Davis, DaQuan (DNREC) On Behalf Of WHStranporters

**Sent:** Thursday, January 2, 2025 11:42 AM

**To:** [liz@tbcdemo.com](mailto:liz@tbcdemo.com)

**Subject:** Incomplete Delaware Solid Waste Transporter Permit Application

Hi Ms. Mladenovic,

Thank you for submitting your application to renew your Delaware solid waste transporter permit. Upon review, I have found that some information is missing or needs to be updated. Please address the items listed below:

- **Section 7-** What facility do you take asbestos?
- **Section 8-** What type of waste do you take to Delaware Recyclable Products, Inc. (DRPI)? They don't take asbestos.
- **Section 10-** The Certificate of Insurance that you submitted was not up-to-date and expired (Date). Please send an up-to-date Certificate of Insurance.
- **Section 12-** Please add the following to your driver training. Requirements include:
  - (c). Describe how drivers are instructed in the following:
    - (i) Knowledge of proper handling procedures for the type of solid waste being transported.
    - (ii) Familiarity with the approved accidental discharge containment plan. (Spill Control Plan)
    - (iii) Familiarity with the conditions of the solid waste transporter's permit.
- **Section 13-** The vehicle list missing each vehicle Manufacturer's GVWR, State of registration, and ownership. Please update your list with the required information.
- **Section 14-** You did not provide a list of vehicle operators.
- **Section 16—**Please have the owners sign and date the application. If the owner's signature was missing a date, please have the owner re-sign the application and ensure it has a date.

**Please provide the information requested above via e-mail within five (5) days.**

Thank you,



## DaQuan L. Davis

Environmental Scientist I

**Division of Waste and Hazardous Substances**

☎ 302-739-9403

✉ [daquan.davis@delaware.gov](mailto:daquan.davis@delaware.gov)

📍 89 Kings Hwy SW, Dover, DE 19901

🌐 [dnrec.delaware.gov](http://dnrec.delaware.gov)





### 13. Vehicle Identification

On the form provided with this application, list **MAKE, MODEL, YEAR, SERIAL NUMBER, LICENSE PLATE NUMBER, STATE OF REGISTRATION, MANUFACTURER'S GVWR and OWNERSHIP** of all vehicles used for the transportation of solid waste. You must list both motorized and container units. (If you maintain a list of company vehicles in a computer database you may submit a print out of the vehicles provided it contains the information requested herein.)

**NOTE: You must notify CAPS in writing of any changes to information contained within this application, such as additions or deletions of vehicles, in accordance with conditions of the issued permit.**

☒ Vehicle List Attached

### 14. Vehicle Operator Information

Is a list of all vehicle operators attached? ☒ Yes

What tax form do you submit to the IRS for your vehicle operators?

☐ Form W-2

☐ Form 1099-Misc

☒ Other

### 15. Environmental Record

List all criminal citations, arrests, convictions, civil or administrative violations, and civil or administrative enforcement actions, and the disposition(s) thereof for the violation or alleged violation of any environmental statute, regulation, permit, license, approval, or order, regardless of the state in which it occurred. Indicate whether it was a local, state, or federal violation or alleged violation. List all such items for the applicant, and if the applicant is other than an individual, for any employee while employed by the applicant, or any partner, officer, or director of the applicant as an individual or for any former business of such partner, officer, or director. For civil or administrative violations or alleged violations, list all such items for the last five (5) years from the date of the application. Information submitted under this section is subject to verification. **Failure to submit complete and accurate information may lead to permit denial or revocation.**

☐ Attachment \_\_\_\_\_

☒ No violations within the specified time period

### 16. Certification

I certify under penalty of law that I have personally examined and am familiar with the information submitted in this application and all attachments and that, upon personal knowledge and information, the information is true, accurate, and complete. I am aware that there are significant penalties for submitting false information.

\*\*Signature Sava Mladenovic Date 03/06/2025

Print Name Sava Mladenovic Title President

**\*\*A legal owner or corporate officer must sign the application\*\***



TWO BROTHERS CONTRACTING, INC.

*Environmental Services*

*Asbestos Abatement • Demolition*

11 Vreeland Avenue • Totowa, New Jersey 07512

Tel: 973.956.8700 • Fax: 973.956.8811

# DRIVER VEHICLE OPERATING GUIDELINES





TWO BROTHERS CONTRACTING, INC.

*Environmental Services*

*Asbestos Abatement • Demolition*

11 Vreeland Avenue • Totowa, New Jersey 07512  
Tel: 973.956.8700 • Fax: 973.956.8811

## **INTRODUCTION**

You are being granted permission to operate a corporate vehicle with the understanding that you will use common sense in our operation and maintenance of the vehicle. Since this vehicle represents a substantial investment by the Company, we ask for your help in keeping the expenses down to a minimum. Please review these guidelines and file them for your future reference. Please contact the fleet administrators if you have any questions regarding the information provided.

## **CORPORATE SAFETY POLICY**

Corporate management is deeply concerned about vehicle safety. All employees are expected to cooperate with the fleet loss control program. The effectiveness of this program will depend on the active participation and cooperation of corporate management, location supervision and company drivers, with coordination efforts in carrying out basic procedures.

Research shows that most highway fatalities and injuries could be eliminated if drivers would observe the speed limit, fasten safety belts, and avoid consumption of alcohol when driving. We care enough about the health and safety of all of us who work together and our families and friends to take firmly the following positions on vehicle safety, and to work actively to make them a continuing part of our daily working and living environment.

The information in this guideline has been prepared to assist the company drivers in minimizing accident frequency and severity. This guideline has been developed as a reference source for fleet safety and corporate policy in vehicle use.

## **RESPONSIBILITY**

It is the responsibility of the driver to practice and promote safe driving. It is your responsibility to have a good knowledge of the motor vehicle laws and regulations in your area and to observe them fully. The driver is to operate the company vehicle as specified in these guidelines.

Any vehicle components that become defective or worn should be taken care of as soon as the problem arises. Failure to do so will result in further vehicle damage and breakdown in transit. This will produce significantly higher maintenance costs. Mechanics will have to be sent out to repair the vehicle or the company vehicle may have to be towed back to a repair service center. Often, the failure of an item that should have been detected and replaced results in damaging other component parts. The crisis maintenance is much more costly than the preventative or demand maintenance due to the cost of driver's down time, phone calls, supervisory time required to organize necessary repair procedures, mechanic's time traveling to and from the breakdown, towing costs, and costs of additional parts damaged.

Receipts for all vehicle maintenance services should be provided to location management for recording.

The driver will be responsible for completing driver safety inspection reports. The reporting form is to be thoroughly completed to ensure an effective safety inspection of the vehicle. The report should be submitted to local management for review and follow-up of any conditions requiring repairs.

The driver should respond to all manufacturers' recall notifications, as these recalls generally relate to significant safety hazards determined by the manufacturer. These repairs are usually free due to potential loss impact.



TWO BROTHERS CONTRACTING, INC.

*Environmental Services*

*Asbestos Abatement • Demolition*

11 Vreeland Avenue • Totowa, New Jersey 07512

Tel: 973.956.8700 • Fax: 973.956.8811

### **ACCIDENT REPORTING**

In the event of a vehicle accident, the driver completes an accident scene reporting form to gather accident detail information. The driver should attempt to complete this form as thoroughly as possible. These forms should be kept in the vehicle glove compartment for use when an accident occurs. The report should be completed and submitted to location management with 24 hours of the occurrence. The location management should be informed of any accident as soon as reasonably possible. The driver should follow all the instructions indicated on this form. Upon returning to the office, the driver will be required to complete a written statement about vehicle accident to provide greater detail of the accident occurrence. Other company or official forms may also be required to be completed.

Each company vehicle should carry three safety flares. In the event of vehicle mechanical failure prohibiting further travel, some basic precautions should be initiated:

1. To whatever extent is possible, the vehicle should be maneuvered off the traveled roadway as far as possible.
2. Alert other traffic by all means possible, such as activating the vehicle emergency hazard flashers.
3. Once the vehicle is stopped and properly secured, the scene should be protected by placing emergency flares or reflectors in order that other traffic can be alerted to the situation and take proper measures to avoid the danger the vehicle may present. The safety flares should be set back at sufficient distance to provide early warning to other vehicles and divert them away from the company vehicle.

Other safety equipment that is desirable for vehicle transport could include a battery-powered flashlight and polarized sunglasses.

### **SAFE FOLLOWING DISTANCE**

It is recommended that the driver maintain a minimum of 2 to 3 second following distance behind another vehicle in all types of traffic. An additional 1 to 2 seconds would be needed when driving at night or during poor weather conditions. During such conditions, speed reduction is encouraged along with increasing the following distance.

### **ACCIDENT PREVENTION**

Three major contributing to intersection accidents are delayed perception, speeding too fast for conditions and false assumptions. Let's examine these factors and consider the most glaring hazard at an intersection – meeting the turning vehicle.

A turning vehicle at an intersection creates a very special problem to other drivers entering and passing through the area. Vision may be limited by buildings, foliage or other vehicles. The turning vehicle may be stopped and then decide to make his turn and cut you off. Or, you may be faced with a lawbreaker that runs a red light, stop sign or yield sign. All of these potential hazards for the turning driver require defensive driving by YOU to prevent an accident.

Here are some suggestions that will help you avoid intersection accidents:

1. Approach all intersections prepared to yield the right of way even if it legally belongs to you. Take your foot off the gas and lightly cover the brake.
2. Decide what evasive action you will take should there be a conflict and have your vehicle under complete control so you can make any necessary maneuvers.





TWO BROTHERS CONTRACTING, INC.

*Environmental Services*

*Asbestos Abatement • Demolition*

11 Vreeland Avenue • Totowa, New Jersey 07512  
Tel: 973.956.8700 • Fax: 973.956.8811

3. Keep your eyes moving to the sides and to the rear as your approach and pass through intersections.
4. Don't assume that the other driver will stop. A traffic light, stop sign or yield sign does not physically stop a vehicle – the driver has to apply the brakes.

Ask any driver to identify major driver errors and chances are they will indicate too many fail to signal. Ask any police officer the phrase they hear the most when investigating traffic accidents and the comment will be "the other driver didn't signal".

Clear, understandable signaling between drivers is absolutely essential on today's high speed expressways and congested streets.

You have a responsibility not to allow yourself to become classified as a "bad driver".

Keep your signaling habits sharp. Here are a few methods for communicating with other drivers:

**HORN** Use in daytime passing situations to communicate with the driver being passed. Also for use in fog or inclement weather to notify others of your presence.

**HEADLIGHTS** Use in nighttime passing situations by rapidly flicking between the high and low beams. This same flashing procedure should be used to inform other drivers that their brights lights are on or to attract attention of an oncoming driver in your lane.

**STOP LIGHTS** By pumping your brakes, you can warn a driver who is following too closely. The pumping procedure can also be used to warn a following driver well in advance that you are preparing to stop.

**TURN SIGNAL** Use well in advance to indicate a change of lanes as well as warning others that you are turning. When changing lanes, use the signal, check rear view mirror, slow down, and glance over the shoulder toward the lane change. When you see a motorist ahead, use signals, slow down until he/she has completed their maneuver.

**HAND SIGNAL** Even with today's automatic turn signals, there are times when you may be compelled to or when it is advisable to also use hand signals. The hand signal can be extremely beneficial to indicate a slow down.

Communicating with other drivers is more than just extended courtesy. When you fail to signal properly, you are failing your responsibility as a driver. The driver who fails to signal, and is rear-ended, most certainly must share a degree of responsibility for an accident.

### **TWO HANDS ON THE WHEEL**

Too many drivers ignore a basic driving fundamental of "two hands on the wheel". Here are a few examples of what can result:

- |                                    |                         |
|------------------------------------|-------------------------|
| • Reaching for a cough drop        | A head on collision     |
| • Shuffling papers                 | End up in a ditch       |
| • Reaching for a cigarette lighter | Rear-end another driver |
| • Dropped a lit cigarette          | Right-angle crash       |
| • Opening an ashtray               | Another rear-ender      |



TWO BROTHERS CONTRACTING, INC.

### *Environmental Services*

- Searching for a match
- Thumbing through directions

*Asbestos Abatement • Demolition*

11 Vreeland Avenue • Totowa, New Jersey 07512  
Tel: 973.956.8700 • Fax: 973.956.8811

Side swipe  
Hit a parked car

### **DRIVING IS A FULL TIME JOB**

Just as you should keep two hands on the wheel, also have your mind driving at all times. Safe driving requires constant attention and complete concentration. Here are a few examples of accidents caused by split second inattention:

- |                                |                                |
|--------------------------------|--------------------------------|
| • Looking for a street address | Run a stop sign                |
| • Think about personal matters | Slide into car in front of you |
| • Checking paperwork           | Veer off roadway               |
| • Bee inside vehicle           | Hit a telephone pole           |

Increase attention and reduce the risk of an accident by practicing these driving habits:

1. Keep both hands on the steering wheel at all times.
2. Keep your mind on your driving.

Remember, pride, prestige, profits and public relations are influenced by how you drive, every time you drive.

Perhaps the most preventable and inexcusable accident is caused by backing into a parked car or fixed object. You should never be guilty of this type of error as a professional driver.

### **CHECK AROUND BEFORE YOU ENTER YOUR VEHICLE**

Investigate all around the outside of your vehicle for possible hazards that cannot be seen from the driver's seat. This includes improperly parked vehicles next to yours, children and toys in driveways, and low objects such as hydrants, posts, abutments and fences. This investigative precaution is a good investment of only a few seconds of your time.

### **IN THE DRIVER'S SEAT**

Keep your foot on the brake as you shift in reverse. Then, before starting to back up, check traffic on both sides as well as the rear. Make sure nothing is "hidden" in your blind spots. Don't rely on only mirrors. Get help to guide you if you can't avoid an object on your own.

### **KNOW WHEN AND WHERE TO BACK UP**

Driving in reverse normally should cover the shortest span possible – from inches to feet, not ½ a block. It should be a means of reaching a spot that will enable you to move forward quickly into the flow of traffic.

Never back down a street looking for the missed address. And never back uphill or across traffic lanes. It is always wiser to drive around the block than to risk a conflict with oncoming traffic.

### **BE SURE YOU ARE SEEN**

When backing up, move slowly. Sound your horn before proceeding if there is any doubt that the other traffic can see you.

### **AVOID BACKING UP WHEN POSSIBLE**

You can't always avoid backing up, but if you can, it may prevent an accident.





TWO BROTHERS CONTRACTING, INC.

*Environmental Services*

*Asbestos Abatement • Demolition*

11 Vreeland Avenue • Totowa, New Jersey 07512  
Tel: 973.956.8700 • Fax: 973.956.8811

### **TO KEEP FROM BEING HIT**

Know what is going on behind you. Adjust your outside mirror and your inside rearview mirror before moving your vehicle. Then, use them frequently to check traffic that is following. Keep your rear window clean.

Flash your brake lights. This will alert a following car that you are preparing to stop. Check your brake lights frequently to be sure they are working properly. Keep the brake lights clean.

Signal well in advance. This rule should be used whenever turning or changing lanes.

Slow down gradually. Stopping over a longer distance gives following drivers more reaction time. Never try to beat a yellow light, always anticipate change.

Keep pace with traffic. Travel in the proper lane for your speed permitted by speed limits, traffic rules and weather conditions.

Get rid of tailgaters. First, try to move to the right and let them pass. If this does not work, encourage them to pass by slowing down and waving them by. But exercise greater than usual caution when slowing down to discourage tailgaters. Flash your brake lights several times, use the proper arm signal and slow down gradually as traffic permits. If the tailgater still won't pass or drop back, pull off the road. Don't let this situation distract you into an accident.

Don't cruise in another driver's blind spot. If he suddenly swerves into your lane, you may have to brake hard, which makes you a sitting duck for a rear end collision.

Raise the hood if the vehicle is stalled and can't be moved from the traffic lanes. Then do everything else you can to make the vehicle visible the approaching drivers. A stalled vehicle is particularly dangerous at night. If you have flashers, use them. A professional driver usually has a flare or other signal device handy for driving emergencies.

### **DRIVERS RIGHTS**

If another driver wants the right of way, even if it is yours, let them have it. Every year nearly half of all traffic fatalities were "in the right". Good drivers can cut that percentage.

Avoid the squeeze play. Allow a cushion of safe space around your vehicle at all times. Anticipate potential crash situations by looking ahead, sideways, and backwards. Danger can come from any direction. Use your headlights, brake lights, turn signals and horn to make your presence and intentions know to other drivers and pedestrians.

Below are four typical accident situations and defensive actions to avoid them:

Trap 1: Your light turns green, as you cross, you are struck by a vehicle running their red.

Defense: Even when you have the green light, always check to see that cross traffic has stopped completely before venturing across.

Trap 2: As you cruise along a through street, a driver waiting at a stop sign suddenly pulls out in front of you.

Defense: Never assume that a stop sign will automatically hold him until you are past. He may think it is a 4-way stop. Slow down and be ready to react.



TWO BROTHERS CONTRACTING, INC.

*Environmental Services*

*Asbestos Abatement • Demolition*

11 Vreeland Avenue • Totowa, New Jersey 07512  
Tel: 973.956.8700 • Fax: 973.956.8811

Trap 3: You are sideswiped on a highway by a merging car trying to race for the position.

Defense: In anticipation of a merging vehicle, move one lane to the left if possible, or slow down to allow space for the car to enter safely,

Trap 4: As you drive straight through an intersection, an approaching car suddenly makes a left turn in front of you.

Defense: Never assume a signaling vehicle will yield to you until it has stopped completely. If you see a car slowing down, but not signaling, be cautious. Slow down and have your foot poised above the brake pedal.

### **DRIVER SAFETY**

Many drivers still fail to take advantage of belts, rationalizing that they are a nuisance, uncomfortable or not necessary for their type of driving.

If you don't use your seat belt, read the following comments and evaluate their value to you.

1. Seat belts help prevent the second collision – being thrown around inside the vehicle. Even a sudden stop without a collision can severely jolt occupants who aren't restrained.
2. Your chance of survival in an accident is five times greater if you stay inside the vehicle. Thousands of deaths and serious injuries are caused by being thrown from a car that would not have occurred had the victims protected themselves with belts.
3. The need to be belted is actually greater on short trips. Three fourths of all accidents occur within 25 miles of home.
4. A firmly based belt is just as necessary to travel slowly or fast. More than half of all injury-producing accidents occur at impact speeds of 40 MPH or less.
5. A seat belt can keep you from being knocked unconscious which multiplies many times over your chances of escaping should your vehicle catch fire or go into the water.
6. If you hit a bump, drop off a road edge, make a sudden maneuver, or lose control of your vehicle; a buckled seat belt will keep you behind the wheel for faster and more efficient recovery.

These are facts, not opinions. Make the use of a seat belt a habit.

Fasten your belt snugly EVERY time you get into a vehicle. Wear it low, so that the bottom edge is tight across the top of your thighs. Impact pressure should always be taken at the hip joints and dispersed over the pelvic area, never across the abdomen.

The defensive driver needs to keep a safe interval between his vehicle and the vehicle ahead. A new theory, the "timed interval" can help the driver make a more accurate judgement of what that means at different speeds, in fair weather conditions and foul conditions.

The "timed interval" can be used at any speed. It is based on the distance a vehicle will travel in a given period of time. A two-second interval should allow an adequate stopping distance for passenger cars and 20 axle trucks with normal driving conditions. The "timed interval" should be increased to 4 seconds or more for larger axle combinations. Add an extra second of following distance for any unsafe conditions as you drive ie. poor road conditions, low light, bad weather, blocked visibility ahead due to large vehicles, etc. Because conditions may vary, these timed intervals should only be used to indicate one thing, you are following too close.

The countdown plan operates this way:





TWO BROTHERS CONTRACTING, INC.

### *Environmental Services*

*Asbestos Abatement • Demolition*

11 Vreeland Avenue • Totowa, New Jersey 07512

Tel: 973.956.8700 • Fax: 973.956.8811

1. Notice the vehicle ahead as it reaches a fixed object (sign, tree, etc.) close to the roadside.
2. At that moment, count at a medium pace – 1,000 and 1, 1,000 and 2, etc. until your vehicle reaches the object. Each count approximates a second.

If your vehicle passes the object before the end of the suggested following distance time interval count, you are following too closely.

### **DRIVING ERRORS CAN BE AVOIDED – BUT MORE SKILL IS NEEDED**

It takes a lot more than just driving skills to be a smooth driver. To obtain the mark of the true professional, a driver must first have the correct mental attitude about driving. Don't become irritated or impatient with other drivers. Maintain an even frame of mind every second you are behind the wheel.

The smooth driver must learn to drive ahead. Anticipate the need for a slowdown or stop. Plan turns and changes of lanes in advance. The driver who is rear-ended after a sudden stop must surely share in the responsibility of the accident, if the sudden stop could have been avoided by driving ahead.

### **SMOOTH DRIVING HAS OTHER BENEFITS**

Safety is not the only benefit to be derived from smooth driving performance. Smooth drivers quickly discover that vehicle operating, and maintenance costs are reduced. The most noticeable economies bein more tire life and additional gas mileage.

Smooth drivers are better fitted for other duties. They are relaxed and more efficient when dealing with customers by avoiding tension behind the wheel.

### **WEAR THE MARK OF THE TRUE PROFESSIONAL**

Because of the nature of your work, you have been categorized as a "professional", a smooth driving performance has become a necessary attribute. It no longer can be considered only desirable. Your responsibility to yourself and your family, the other drivers around you, and your company demand it.

Too many accidents occur because drivers are "surprised" at the top of an incline.

Dangers such as a stalled car, an intersection or a child may await you. As you approach an incline:

1. Expect conflict. Somebody is likely to be at the top of the hill.
2. Look for signs, markings and characteristics of the area that will tell you what to expect at the top of the hill.
3. As you get closer to the top, the contour of the road reduces your view. This means less distance to react or stop.
4. As you proceed over the crest:
  - a. Release pressure on the gas and be ready to brake.
  - b. Move to the right.
  - c. Leave an out.
5. Should you have to stop, check the rear and immediately communicate your action to vehicles behind with brake lights or hand signals.

Top off the crest of every hill in the manner described above and avoid "surprises" that could result in an accident; one which is preventable by you.



TWO BROTHERS CONTRACTING, INC.

*Environmental Services*

*Asbestos Abatement • Demolition*

11 Vreeland Avenue • Totowa, New Jersey 07512  
Tel: 973.956.8700 • Fax: 973.956.8811

## **CORPORATE POLICY REGARDING THE OPERATION OF COMPANY OWNED OR LEASED VEHICLES**

As an employee who is, or will be, authorized to operate a vehicle owned or leased by Two Brothers Contracting, Inc., you are requested to read the following statement, acknowledge that you understand its contents and provide us with the information requested.

You are being provided with a vehicle owned by this corporation, which you are being authorized to operate. You are obliged to operate that vehicle in the safest manner possible with due regard for all local, state and federal laws.

You have review and acknowledge the guidelines that are to be observed on the Spill Control Plan as well as the Driver Training Programs that are enforced by Two Brothers Contracting, Inc.

You are expected to use the vehicle in a prudent manner with due consideration for maintenance requirements of the manufacturer and the lessor. Maximum care should be used for parking and storage of your vehicle. While personal use is not prohibited, such use should be prudent.

You are expected to, under normal circumstances, limit the use of this vehicle to yourself. We do not recommend the vehicle to be operated by a person 21 years of age or younger.

You are to certify that you and any other person who might operate this vehicle are physically competent to do so. You and other such persons will have valid drivers' licenses in effect at all times while operating the vehicle. Should you or such other drivers have their licenses suspended, Two Brothers Contracting, Inc. will be notified immediately and the use of that vehicle by such a person will be discontinued at once.

In the event of any accident involving a vehicle, all required information will be obtained at the time of the accident, and a report is made immediately to Two Brothers Contracting, Inc.

The insurance company requires us to make annual motor vehicle bureau checks on all drivers' accident and moving violation records. They will be reviewing this annually and have advised that they will be terminating coverage on vehicles where the driver has a poor accident or moving violation record, regardless of whether on a personal or company owned vehicle.

Please sign and return this memo along with the attached Driver Record Check Form to Two Brothers Contracting, Inc. Keep a copy of your records.

I have read the above and hereby agree to observe the required operating instructions.

\_\_\_\_\_  
Signature

\_\_\_\_\_  
Print Name

\_\_\_\_\_  
Date





TWO BROTHERS CONTRACTING, INC.

*Environmental Services*

*Asbestos Abatement • Demolition*

11 Vreeland Avenue • Totowa, New Jersey 07512

Tel: 973.956.8700 • Fax: 973.956.8811

## SPILL CONTROL PLAN

Spill control and safety equipment carried in each vehicle:

- reflectors and/or flares
- fire extinguisher
- first aid kit
- heavy-duty gloves, hard hat
- flashlight

All loads will be enclosed, covered, or tarped to prevent accidental discharge of those waste during transport to the disposal facility.

The driver will perform the following pre-trip inspections:

- under hood inspection
- check engine compartment
- all around truck inspection
- start the engine and listen to any unusual sounds
- ensure all control and safety equipment is in the vehicle and operable

If there is an accident or other emergency which causes a portion of the load to be spilled, the driver, if uninjured, will contact the following designated company coordinator:

Sava Mladenovic, President Tel: [REDACTED]

The designated coordinator will contact the state and municipal authorities where the accident occurred. If the accident or spill has the potential to cause environmental damage, (either due to the nature of the waste, location of the accident, or additional factors such as leaking oil, gasoline, or hydraulic fluid) the person contacted will notify the state emergency response team, by calling one of the following numbers:

**Delaware: 911, (302) 739-9401 or 1-800-662-8802**

**National Response Center: 800-424-8802**

This plan will be carried in all vehicles, along with the permit



TWO BROTHERS CONTRACTING, INC.

*Environmental Services*

*Asbestos Abatement • Demolition*

11 Vreeland Avenue • Totowa, New Jersey 07512

Tel: 973.956.8700 • Fax: 973.956.8811

## **DRIVER TRAINING**

Two Brothers Contracting, Inc. provides training and site-specific manuals for waste transportation to all drivers. The manuals describe the proper handling procedures for all waste that is to be transported from the project site to the proper disposal facility.

A copy of the conditions of waste transportation has been reviewed by each driver and acknowledged.

All project binders have a copy of the procedures, regulations and conditions that are to be followed.





# **VEHICLE INFORMATION - Item 13 of Application**

YEAR	MAKE	MODEL	VIN	PLATE	GVW	STATE REGISTERED	OWN/LEASE
2016	MERCEDES	SPRINTER	8BTPE7CD3GE131548	XFGN54	8550	NEW JERSEY	OWN
2009	KENW	HOOKLIFT	2NKHNN6X29M247872	XW413Z	25995	NEW JERSEY	OWN
2001	KENW	TT	1XKWDB0X71J876071	AK605W	80000	NEW JERSEY	OWN
2007	KENW	T800 ROLLOFF	1NKDXBEX87J213974	AN577K	80000	NEW JERSEY	OWN
2020	KENW	W990 (WHITE)	1XK1D40X4LJ430386	AZ190A	80000	NEW JERSEY	OWN
2021	KENW	T880	1NKZX4EX2MJ455057	AW411U	80000	NEW JERSEY	OWN
2022	FORD	F550 (HOOKLIFT)	1FD0X5HT4NEE14654	XMDJ68	19500	NEW JERSEY	OWN
2022	MERCEDES	SPRINTER	W1Y5EBHYXNT091339	XMCB14	9990	NEW JERSEY	OWN
2022	MERCEDES	SPRINTER	W1W5ECHYXNT111538	XBRU16	9990	NEW JERSEY	OWN
2022	MERCEDES	SPRINTER	W1W5ECHY0NT109376	XFGN55	9990	NEW JERSEY	OWN

## **TRAILERS**

1996	EAST	TRAILER	1E1U1X280TRG19939	T63P1L
2004	EAST	TRAILER	1E1U1X2864RL34001	TER86Z
2007	MONTONE	TRAILER	1M9SD34347S567200	TEH77W
2007	MONTONE	TRAILER	1M9SD34367S567781	T53T9P



# CERTIFICATE OF LIABILITY INSURANCE

DATE (MM/DD/YYYY)  
03/06/2025

THIS CERTIFICATE IS ISSUED AS A MATTER OF INFORMATION ONLY AND CONFERS NO RIGHTS UPON THE CERTIFICATE HOLDER. THIS CERTIFICATE DOES NOT AFFIRMATIVELY OR NEGATIVELY AMEND, EXTEND OR ALTER THE COVERAGE AFFORDED BY THE POLICIES BELOW. THIS CERTIFICATE OF INSURANCE DOES NOT CONSTITUTE A CONTRACT BETWEEN THE ISSUING INSURER(S), AUTHORIZED REPRESENTATIVE OR PRODUCER, AND THE CERTIFICATE HOLDER.

**IMPORTANT:** If the certificate holder is an **ADDITIONAL INSURED**, the policy(ies) must have **ADDITIONAL INSURED** provisions or be endorsed. If **SUBROGATION IS WAIVED**, subject to the terms and conditions of the policy, certain policies may require an endorsement. A statement on this certificate does not confer rights to the certificate holder in lieu of such endorsement(s).

<b>PRODUCER</b> Complete Risk Solutions LLC 2180 Center Ave Apt 5A  Fort Lee NJ 07024		<b>CONTACT NAME:</b> Mirko Vojinovic <b>PHONE (A/C, No, Ext):</b> 862-232-8872 <b>FAX (A/C, No):</b> 862-352-3461 <b>E-MAIL ADDRESS:</b> mirkov@completerisks.com	
<b>INSURED</b>  Two Brothers Contracting, Inc. 11 Vreeland Avenue  Totowa NJ 07512		<b>INSURER(S) AFFORDING COVERAGE</b> <b>INSURER A:</b> Great Divide Insurance Company <b>INSURER B:</b> Key Risk Insurance Company <b>INSURER C:</b> Hanover Insurance Company <b>INSURER D:</b> <b>INSURER E:</b> <b>INSURER F:</b>	
		<b>NAIC #</b> 25224 10885 22292	

**COVERAGES**      **CERTIFICATE NUMBER:**      **REVISION NUMBER:**

THIS IS TO CERTIFY THAT THE POLICIES OF INSURANCE LISTED BELOW HAVE BEEN ISSUED TO THE INSURED NAMED ABOVE FOR THE POLICY PERIOD INDICATED. NOTWITHSTANDING ANY REQUIREMENT, TERM OR CONDITION OF ANY CONTRACT OR OTHER DOCUMENT WITH RESPECT TO WHICH THIS CERTIFICATE MAY BE ISSUED OR MAY PERTAIN, THE INSURANCE AFFORDED BY THE POLICIES DESCRIBED HEREIN IS SUBJECT TO ALL THE TERMS, EXCLUSIONS AND CONDITIONS OF SUCH POLICIES. LIMITS SHOWN MAY HAVE BEEN REDUCED BY PAID CLAIMS.

INSR LTR	TYPE OF INSURANCE	ADDL SUBR INSD WVD	POLICY NUMBER	POLICY EFF (MM/DD/YYYY)	POLICY EXP (MM/DD/YYYY)	LIMITS
A	<input checked="" type="checkbox"/> <b>COMMERCIAL GENERAL LIABILITY</b> <input type="checkbox"/> CLAIMS-MADE <input checked="" type="checkbox"/> OCCUR <input checked="" type="checkbox"/> <b>ASBESTOS/POLLUTION LIAB.</b>  GEN'L AGGREGATE LIMIT APPLIES PER: <input type="checkbox"/> POLICY <input checked="" type="checkbox"/> PRO-JECT <input type="checkbox"/> LOC <input type="checkbox"/> OTHER:		ECP2036530-13	01/01/2025	01/01/2026	EACH OCCURRENCE \$ 1,000,000 DAMAGE TO RENTED PREMISES (Ea occurrence) \$ 300,000 MED EXP (Any one person) \$ 25,000 PERSONAL & ADV INJURY \$ 1,000,000 GENERAL AGGREGATE \$ 2,000,000 PRODUCTS - COMP/OP AGG \$ 2,000,000
B	<b>AUTOMOBILE LIABILITY</b> <input checked="" type="checkbox"/> ANY AUTO <input type="checkbox"/> OWNED AUTOS ONLY <input type="checkbox"/> SCHEDULED AUTOS <input type="checkbox"/> HIRED AUTOS ONLY <input type="checkbox"/> NON-OWNED AUTOS ONLY <input checked="" type="checkbox"/> MCS-90		BAP2039314-12	01/02/2025	01/01/2026	COMBINED SINGLE LIMIT (Ea accident) \$ 1,000,000 BODILY INJURY (Per person) \$ BODILY INJURY (Per accident) \$ PROPERTY DAMAGE (Per accident) \$
A	<input type="checkbox"/> <b>UMBRELLA LIAB</b> <input checked="" type="checkbox"/> OCCUR <input checked="" type="checkbox"/> <b>EXCESS LIAB</b> <input type="checkbox"/> CLAIMS-MADE  DED <input type="checkbox"/> RETENTION \$		FFX2036533-13	01/01/2025	01/01/2026	EACH OCCURRENCE \$ 5,000,000 AGGREGATE \$ 5,000,000
A	<b>WORKERS COMPENSATION AND EMPLOYERS' LIABILITY</b> ANY PROPRIETOR/PARTNER/EXECUTIVE OFFICER/MEMBER EXCLUDED? (Mandatory in NH) If yes, describe under DESCRIPTION OF OPERATIONS below	Y/N <input checked="" type="checkbox"/> N N/A	WCA2039315-12	01/01/2025	01/01/2026	<input checked="" type="checkbox"/> PER STATUTE <input type="checkbox"/> OTH-ER E.L. EACH ACCIDENT \$ 1,000,000 E.L. DISEASE - EA EMPLOYEE \$ 1,000,000 E.L. DISEASE - POLICY LIMIT \$ 1,000,000
C	<b>CONTRACTOR'S EQUIPMENT</b>		IHY J468994 00	07/03/2024	07/03/2025	LEASED / RENTED \$500,000

**DESCRIPTION OF OPERATIONS / LOCATIONS / VEHICLES (ACORD 101, Additional Remarks Schedule, may be attached if more space is required)**  
Additional Insured: State of Delaware Department of Natural Resources and Environmental Control (DNREC) and Solid & Hazardous Waste Management Section (SHWMS) are included as additional insured as required by written contract with the named insured as with respects to work and operations of the named insured subject to policy terms and conditions.

**CERTIFICATE HOLDER**      **CANCELLATION**

State of Delaware Dept. of Natural Resources & Environmental Control Solid & Hazardous Waste Management Section 89 Kings Highway Dover, DE 19901	<b>SHOULD ANY OF THE ABOVE DESCRIBED POLICIES BE CANCELLED BEFORE THE EXPIRATION DATE THEREOF, NOTICE WILL BE DELIVERED IN ACCORDANCE WITH THE POLICY PROVISIONS.</b>  <b>AUTHORIZED REPRESENTATIVE</b> 
--	---

© 1988-2015 ACORD CORPORATION. All rights reserved.