


RECEIPT

DATE 4/2/26No. 932544RECEIVED FROM B+E Complete Property Presentation \$ 650.00Six hundred fifty and $\frac{00}{100}$ _____ DOLLARS FOR RENT FOR DE-SW-2112

ACCOUNT	
PAYMENT	
BAL. DUE	

 CASH CHECK MONEY
ORDER CREDIT
CARDFROM 1455 TO _____BY M.M.



RECEIVED

APR 02 2026

DNREC - WHS

STATE OF DELAWARE
DEPARTMENT OF NATURAL RESOURCES
AND ENVIRONMENTAL CONTROL
DIVISION OF WASTE AND HAZARDOUS SUBSTANCES
COMPLIANCE AND PERMITTING SECTION

89 KINGS HIGHWAY
DOVER, DELAWARE 19901

TELEPHONE: (302) 739-9403
FAX: (302) 739-5060

SOLID WASTE TRANSPORTER PERMIT APPLICATION

Language Preference:

Instructions: You must complete this application in its entirety and attach all applicable documentation. (Note: For applicants renewing an existing permit, this application requires the submission of updated information and documentation. References to material submitted under previous applications are no longer accepted.)

The application must be signed by the company owner or a corporate officer. A check or money order payable to the "State of Delaware" must accompany this application and be sent to:

Delaware Department of Natural Resources and Environmental Control
Compliance and Permitting Section
89 Kings Highway
Dover, DE 19901

1. Type of Permit

[] New - SCRAP TIRES ONLY Submit a check or money order, payable to the "State of Delaware," in the amount of \$75.00.

[x] New - ALL OTHERS Submit a check or money order, payable to the "State of Delaware" in the amount of \$350.00.

[x] Renewal: Permit # DE-SW- 2112 Expiration Date 4/1/2026

Please indicate the term for which you desire your permit to be issued. Submit a check or money order, payable to the "State of Delaware," for the indicated permit fee.

SCRAP TIRES ONLY

ALL OTHERS

- [] One Year - \$75.00
[] Two Years - \$125.00
[] Three Years - \$175.00
[] Four Years - \$225.00
[] Five Years - \$275.00

- [] One Year - \$350.00
[x] Two Years - \$650.00
[] Three Years - \$950.00
[] Four Years - \$1250.00
[] Five Years - \$1550.00

2. Release to Public

Do you wish to be included on the list of transporters that is provided to persons requesting a list of Delaware permitted solid waste transporters? Yes No

3. Company Information

Company Name B & E Complete Property Preservation

Location Address:	Mailing Address:
<u>320 Robinson Lane, Wilm, DC</u> <u>19805</u>	<u>320 Robinson Lane, Wilm, DC</u> 19805

Contact: Enoch Johnson Title: owner

Business Phone: (302) 494-4451 Fax: _____

E-mail: Becompletsvc@gmail.com

24 hr Emergency Contact Phone: (302) 494-4451

4. Company Ownership Information


(a). Please indicate the company type:

- Proprietorship
- Partnership
- Corporation - If company is a corporation, indicate city, state, and date of incorporation.

City: _____ State: _____ Date: _____

- Municipality
- Public institution
- Limited Liability Corporation (LLC) State: Delaware
- Other: (must specify) _____

(b). For each Owner, Partner, or Corporate Officer, attach a list with name, title, mailing address, date of birth, and % ownership. Include all stockholders owning greater than 5% outstanding shares.

- Attachment Enoch Johnson - owner 50% 
- Attachment Bridgette Johnson - owner 50%

(c). If company is owned by or affiliated with a parent company, attach parent company name, address & mailing address, and % ownership.

- Attachment _____
- No parent company

5. Company locations in Delaware

List name and street address of each company location, including freight terminals, within the State of Delaware.

1 location
320 Robinson Ave. Wilmington, De 19805

- Attachment _____
 No Delaware locations

6. Company Affiliates

List name, location and mailing addresses, nature of business relationship of all company Affiliates, which affiliates are engaged in the business of waste transport, treatment, storage, disposal, recovery or reclamation. (Affiliated companies are defined as those companies owned by the same owners, corporate officers, or parent company.)

- Attachment _____
 No affiliates

7. Type of Waste to be Transported

(a). Check all that apply. Refer to Delaware's *Regulations Governing Solid Waste* for definitions of waste categories.

- Residential waste
 Commercial waste (from **non-manufacturing, non-processing** businesses and offices)
 Industrial waste (from a manufacturing or industrial process)
 Dry waste: construction/demolition debris
 trees/stumps
 other (must specify) _____
 Ash: municipal incinerator
 coal ash
 other (must specify) _____
 Infectious waste
 Non-hazardous petroleum-hydrocarbon contaminated soils
 Asbestos-containing waste
 Scrap Tires

(b). Does your company collect and transport residential (household) waste from single family homes, condominiums and apartment complexes in Delaware? Yes No

(c). If you answered "YES" to question 7.b., above, does your company provide recycling services to those customers? Yes No N/A

(d). If you offer recycling services, does your company collect and transport the recyclables separately from the waste generated by your customers? Yes No

(e). If you offer recycling services, are the recyclables ultimately taken to an incinerator (waste-to-energy) or landfill? Yes No

8. Treatment, Storage, and Disposal Facilities

- (a). Do you cross state lines with the waste? Yes No
- (b). Identify in an attachment **all** solid waste Treatment, Storage, Disposal Facilities, Reclamation Facilities and Transfer Stations to which the waste will be transported.
- Delaware Solid Waste Authority locations: (attachment) _____
 - Clean Earth of New Castle, Inc. (thermal treatment facility for PHC-soils)
 - Delaware Recyclable Products, Inc. (dry waste, commercial, industrial, and PHC-soils)
 - Other in-state solid waste facilities, including private facilities: (attachment) _____
 - Out of state solid waste TSD facilities: (attachment) _____

9. Other Transporter Permits

- (a). Attach a copy of your home state solid waste transporter permit. (N/A if Delaware is your home state.)
- Attachment _____
- Not applicable-No transporter permit required for these solid waste types in our home state.
- (b). List solid waste transporter permits held in other states.
- Attachment _____
- No transporter permits in other states
- (c). Indicate your Federal DOT number and Motor Carrier number:
- DOT# _____ MC# _____
- N/A If N/A, please provide an explanation, on the following page, as to why you are not required to have a DOT or MC number.
-

10. Proof of Financial Responsibility

The transporter must submit proof of financial responsibility as established in section 7.2.4 of Delaware's *Regulations Governing Solid Waste*. This proof may be established by a Certificate of Insurance, with MCS-90 endorsement where applicable, or by other means approved by the Department. (The Certificate of Insurance must identify the **Department of Natural Resources and Environmental Control, Compliance and Permitting Section** as the certificate holder.)

- (a). Are you for-hire in interstate commerce? Yes No (For-Hire means you are in the business of transporting, for compensation or payment, wastes generated by a company other than your own.)
- (b). Do you transport in the State of Delaware Only (Intrastate)? Yes No
- (c). Do you transport Interstate? Yes No

- (d). Certificate of Insurance must be attached and include minimum automobile liability coverage as follows:

	FOR-HIRE INTERSTATE	ALL OTHERS
Residential Waste	\$750,000.00 + MCS-90 <input checked="" type="checkbox"/>	\$350,000.00 <input checked="" type="checkbox"/>
Commercial Waste	\$750,000.00 + MCS-90 <input checked="" type="checkbox"/>	\$350,000.00 <input checked="" type="checkbox"/>
Industrial Waste	\$750,000.00 + MCS-90 <input type="checkbox"/>	\$350,000.00 <input type="checkbox"/>
Dry Waste	\$750,000.00 + MCS-90 <input type="checkbox"/>	\$350,000.00 <input type="checkbox"/>
Ash	\$750,000.00 + MCS-90 <input type="checkbox"/>	\$350,000.00 <input type="checkbox"/>
Infectious Waste	\$1,000,000.00 + MCS-90 <input type="checkbox"/>	\$750,000.00 + MCS-90 <input type="checkbox"/>
Non-Hazardous Petroleum Contaminated Soils	\$750,000.00 + MCS-90 <input type="checkbox"/>	\$350,000.00 <input type="checkbox"/>
Asbestos	\$1,000,000.00 + MCS-90 <input type="checkbox"/> (For Hire & Private)	\$350,000.00 <input type="checkbox"/>
Scrap Tires Only	\$350,000.00 <input type="checkbox"/>	\$350,000.00 <input type="checkbox"/>

11. Spill Control and Safety

List all spill control and safety equipment which will be carried on each vehicle. (**Note:** Separate lists by type of vehicle and type of waste may be required.) Attach a copy of the Spill Control Plan. The Spill Control Plan **must** contain the following elements: (1) List of safety and spill control equipment carried in the vehicle, (2) Driver preventive measures, (3) Driver immediate corrective actions, (4) Company internal communications, (5) Company external communications including the **Delaware Emergency Reporting Numbers: 1-800-662-8802 and 302-739-9401**, and (6) Cleanup and decontamination measures.

Spill Control Plan: Attachment ✓

12. Driver Training

IN SUMMARY OR OUTLINE FORM, describe the procedures that your company takes to ensure that all company drivers are safe and competent drivers. Small owner-operators may describe their years of experience and driving record in lieu of a formal program.

- (a). Include requirements for special licenses (e.g. CDL, including any special endorsements), any special training received, including dates training was received (e.g. asbestos training), and any ongoing company programs. (e.g. weekly safety meetings or annual refresher courses);
- (b). Include your company procedure for periodic checks of the driver's records for moving violations, and your company policy on progressive counseling/discipline based on points;
- (c). Describe how drivers are instructed in the following:
 - (i) Knowledge of proper handling procedures for the type of solid waste being transported.
 - (ii) Familiarity with the approved accidental discharge containment plan. (Spill Control Plan)
 - (iii) Familiarity with the conditions of the solid waste transporter's permit.

Driver Training, attachment ✓

13. Vehicle Identification

On the form provided with this application, list **MAKE, MODEL, YEAR, SERIAL NUMBER, LICENSE PLATE NUMBER, STATE OF REGISTRATION, MANUFACTURER'S GVWR and OWNERSHIP** of all vehicles used for the transportation of solid waste. You must list both motorized and container units. (If you maintain a list of company vehicles in a computer database you may submit a print out of the vehicles provided it contains the information requested herein.)

NOTE: You must notify CAPS in writing of any changes to information contained within this application, such as additions or deletions of vehicles, in accordance with conditions of the issued permit.

Vehicle List Attached

14. Vehicle Operator Information

Is a list of all vehicle operators attached? Yes

What tax form do you submit to the IRS for your vehicle operators?

- Form W-2
- Form 1099-Misc
- Other


15. Environmental Record

List all criminal citations, arrests, convictions, civil or administrative violations, and civil or administrative enforcement actions, and the disposition(s) thereof for the violation or alleged violation of any environmental statute, regulation, permit, license, approval, or order, regardless of the state in which it occurred. Indicate whether it was a local, state, or federal violation or alleged violation. List all such items for the applicant, and if the applicant is other than an individual, for any employee while employed by the applicant, or any partner, officer, or director of the applicant as an individual or for any former business of such partner, officer, or director. For civil or administrative violations or alleged violations, list all such items for the last five (5) years from the date of the application. Information submitted under this section is subject to verification. **Failure to submit complete and accurate information may lead to permit denial or revocation.**

- Attachment _____
- No violations within the specified time period

16. Certification

I certify under penalty of law that I have personally examined and am familiar with the information submitted in this application and all attachments and that, upon personal knowledge and information, the information is true, accurate, and complete. I am aware that there are significant penalties for submitting false information.

**Signature  Date 3/26/2023
Print Name Erich Johnson Title owner

****A legal owner or corporate officer must sign the application****

Spill Control Plan

1. Safety Measures for Spill Prevention

Driver Preventive Measures

Inspection Before Departure

- Inspect equipment for leaks, cracks, or damages.
- Ensure cargo is secured to prevent shifting or spills.

Loading Procedures

- Verify that containers are properly sealed and labeled.
- Ensure appropriate containment (e.g. drip pans, absorbent mats) is used during loading.

Vehicle Maintenance

- Regularly inspect and maintain brakes, tires, and containment systems.
- Verify spill prevention equipment (e.g., valves, hoses) is functioning correctly.

Route Planning

- Avoid routes with known hazards, steep grades, or high traffic areas where accidents are more likely.

Spill Kits on Board

- Carry a complete spill response kit including absorbent materials, containment boom, and PPE (gloves, goggles, and coveralls).

2. Driver Corrective Actions in Case of a Spill

Immediate Response

- Stop the vehicle in a safe location away from traffic and water sources.
- Turn off the engine to prevent ignition of flammable substances.

Contain the Spill

- Use absorbent materials, dikes or booms to limit the spill's spread.
- Seal or plug the source of the leak, if it is safe to do so.

Secure the Area

- Establish a safety perimeter using cones or warning signs.
- Ensure no unauthorized personnel enter the spill site.

Personal Protection

- Wear appropriate PPE before handling spilled materials.

Cleanup and Recovery

- Follow the material-specific spill response procedure outlined in the Safety data Sheet (SDS).
- Used cleanup tools (shovels, brooms) to remove contaminated materials safely.

3. Communication Protocols

Internal Communications

- Notify the company owner immediately.
- Provide details about the location, type of material, and estimated quantity spilled.

External Communication

- If required, contact emergency services (911) or local environmental agencies (e.g., EPA or state agency).

Documentation

- Complete an incident report, including photos of the spill site and actions taken.
- Record the type and amount of material spilled, along with cleanup details.

By following this spill control plan, spill risks can be minimized, and drivers can effectively respond to any spill incidents to reduce harm to people, property, and the environment. For emergencies please contact Enoch Johnson at [REDACTED]



B&E; Complete Property Preservation Driver Safety & Training Program Summary

This document outlines the driver training program implemented for all employees operating company vehicles in compliance with safety standards and regulatory expectations, including requirements for waste transport under DENREC guidelines.

1. Driver Eligibility & Screening

All drivers must possess a valid driver's license and undergo a review of their driving record prior to operating company vehicles. Drivers with unsafe driving histories are not permitted to operate vehicles.

2. Initial Driver Training

All drivers complete onboarding training that includes safe vehicle operation, defensive driving techniques, awareness of blind spots, proper loading and securing of materials, waste transport safety procedures, and compliance with traffic laws.

3. Vehicle Safety Procedures

Drivers are trained to perform pre-trip and post-trip inspections, ensure loads are secured, maintain safe following distances, and operate safely in residential and commercial environments.

4. Incident Prevention & Response

Training includes accident prevention strategies, immediate reporting procedures, and proper documentation protocols.

5. Ongoing Training & Monitoring

Drivers receive periodic safety updates and are monitored for compliance. Retraining is conducted as needed.

6. Environmental & Waste Handling Compliance

Drivers are instructed on proper handling and transport of waste materials, preventing spills, and following disposal regulations in accordance with DENREC requirements.

B&E; Complete Property Preservation is committed to maintaining a safe work environment and ensuring all drivers operate responsibly and in compliance with all applicable laws and regulations.

DELAWARE SOLID WASTE TRANSPORTER ANNUAL REPORT

Due April 1, 2026

Delaware solid waste transporters are required to submit an Annual Report pursuant to Section 7.2.7.1 of Delaware's Regulations Governing Solid Waste (DRGSW). Please provide the information as requested below.

Company Name B+E Complete Property Preservation Permit Number DE-SW- 2112

COMPANY CONTACT INFORMATION

Mailing Address:	
Address 1	<u>320 Robinson Lane, Wilm DE 19805</u>
Address 2	
City, State, Zip +4	<u>Wilm, DE 19805</u>

Physical Location Address:	
[<input checked="" type="checkbox"/>] Same as mailing	
Address 1	
Address 2	
City, State, Zip +4	

Contact Name: Erach Johnson Title: owner

Business Phone: (302) 494-4451 Fax: _____

E-mail: Becomplete svc@gmail.com

24-hour Emergency Contact Phone: (302) 494-4451

WASTE TYPES

Please confirm the waste types in which your company transports.

- | | | | |
|--------------------------------------|--|-------------------------------------|---|
| <input type="checkbox"/> Municipal | <input checked="" type="checkbox"/> Commercial | <input type="checkbox"/> Industrial | <input checked="" type="checkbox"/> Dry |
| <input type="checkbox"/> Ash | <input type="checkbox"/> Infectious | <input type="checkbox"/> PHC Soils | <input type="checkbox"/> Asbestos |
| <input type="checkbox"/> Recyclables | <input type="checkbox"/> Scrap Tires | | |

If you transport PHC soils, do you use Clean Earth of New Castle? Yes No *no soil*

VEHICLES

Did your company purchase new vehicles during calendar year 2025? Yes No

If yes, please provide a complete list of all vehicles being operated under your Delaware solid waste transporter permit. Please include a copy of the lease agreement if the vehicle is now owned by your company.

CERTIFICATION

I certify that I am familiar with the information submitted in this report, and that upon personal knowledge and information, the information is true, accurate, and complete.

Name / Title: Enoch Johnson / Owner

Signature / Date:  3/26/24

AGENCY CUSTOMER ID: _____
LOC #: _____



ADDITIONAL REMARKS SCHEDULE

Page ____ of ____

AGENCY STREETSMART INSURANCE		NAMED INSURED
POLICY NUMBER		
CARRIER	NAIC CODE	EFFECTIVE DATE:

ADDITIONAL REMARKS

THIS ADDITIONAL REMARKS FORM IS A SCHEDULE TO ACORD FORM,

FORM NUMBER: _____ **FORM TITLE:** _____

Pursuant to instructions from our insured, find certificate of insurance. As you review the certificate, please keep in mind that this certificate is to be used as evidence of coverage only. The certificate does not amend, extend, or otherwise alter the terms and conditions of insurance contained in the policy(s) described. If we have not indicated coverage for other policies, we do not write it. Please contact the insured, not this agency.
If any mistakes or inaccuracies are contained in the certificate describing coverage, that mistake or inaccuracy does not provide coverage. Coverage can only be provided by the insuring company. It is illegal to amend or alter this certificate in any way. In doing so would represent fraud and punishable by law.

No representation is made that the certificate is sufficient for your purposes or otherwise complies with the obligations the insured undertook with any agreement or contract with you. If any contract exists between our insured and your company that requires alterations to the standard policy, such as additional insured status or assumption of liability , hold harmless agreement , please contact the insured and our agency immediately.

If the certificate holder is an additional insured, the policy(ies) must be endorsed. A statement on this certificate does not confer rights to the certificate holder in lieu of such endorsement(s).

If subrogation is waived, subject to the terms and conditions of the policy, certain policies may require an endorsement. A statement on this certificate does not confer rights to the certificate holder in lieu of such endorsement(s).


Disclaimer

The certificate of insurance does not constitute a contract between the issuing insurer(s), authorized representative or producer, and the certificate holder, not does it affirmatively or negatively amend, extend or alter the coverage afforded by the policies listed thereon.

Davis, DaQuan (DNREC)

From: becompletesvc@gmail.com
Sent: Wednesday, April 8, 2026 11:13 AM
To: WHStransporters
Subject: Re: DE Solid Waste Transporter Permit Application
Attachments: Spill Control Plan.docx

Good morning,
I've attached the requested the spill plan with the updated emergency numbers, also a list of drivers.
List of drivers:



Please let me know if you need anything else.
Thank you.

Enoch Johnson
B&E Complete Property Preservation
becompletesvc@gmail.com
302-494-4451
becompletesvc@gmail.com

"No job is too big or too small!"

B&E Complete is competent and committed to those we serve.

On Monday, April 6, 2026 at 02:11:18 PM EDT, WHStransporters <whstransporters@delaware.gov> wrote:

Hello,

Thank you for submitting your application for your Delaware solid waste transporter permit. Upon review, I have found that some information is missing or needs to be updated. Please address the items listed below:

- **Section 11** -The spill control plan is missing the Delaware emergency reporting numbers (1-800-662-8802 and 302-739-9401). Please update your plan and add the numbers.
- **Section 14**-You did not provide a list of vehicle operators.

Please provide the information requested above via e-mail within five (5) days.

Thank you,

DaQuan Davis



DaQuan L. Davis

Environmental Scientist

Division of Waste and Hazardous Substances

- ☎ 302-739-9403
- ✉ WHStranporters@delaware.gov
- 📍 89 Kings Hwy SW, Dover, DE 19901
- 🌐 dnrec.delaware.gov



Spill Control Plan

1. Safety Measures for Spill Prevention

Driver Preventive Measures

Inspection Before Departure

- Inspect equipment for leaks, cracks, or damages.
- Ensure cargo is secured to prevent shifting or spills.

Loading Procedures

- Verify that containers are properly sealed and labeled.
- Ensure appropriate containment (e.g. drip pans, absorbent mats) is used during loading.

Vehicle Maintenance

- Regularly inspect and maintain brakes, tires, and containment systems.
- Verify spill prevention equipment (e.g., valves, hoses) is functioning correctly.

Route Planning

- Avoid routes with known hazards, steep grades, or high traffic areas where accidents are more likely.

Spill Kits on Board

- Carry a complete spill response kit including absorbent materials, containment boom, and PPE (gloves, goggles, and coveralls).

2. Driver Corrective Actions in Case of a Spill

Immediate Response

- Stop the vehicle in a safe location away from traffic and water sources.
- Turn off the engine to prevent ignition of flammable substances.

Contain the Spill

- Use absorbent materials, dikes or booms to limit the spill's spread.
- Seal or plug the source of the leak, if it is safe to do so.

Secure the Area

- Establish a safety perimeter using cones or warning signs.
- Ensure no unauthorized personnel enter the spill site.

Personal Protection

- Wear appropriate PPE before handling spilled materials.

Cleanup and Recovery

- Follow the material-specific spill response procedure outlined in the Safety data Sheet (SDS).

- Used cleanup tools (shovels, brooms) to remove contaminated materials safely.

3. Communication Protocols

Internal Communications

- Notify the company owner immediately.
- Provide details about the location, type of material, and estimated quantity spilled.

External Communication

- If required, contact emergency services (911) or local environmental agencies (e.g., EPA or state agency).

Documentation

- Complete an incident report, including photos of the spill site and actions taken.
- Record the type and amount of material spilled, along with cleanup details.

By following this spill control plan, spill risks can be minimized, and drivers can effectively respond to any spill incidents to reduce harm to people, property, and the environment. For emergencies, please contact Delaware Emergency Reporting at 1-800-662-8802 and 302-739-9401. Also, contact Enoch Johnson (owner) at [REDACTED]