


Title V Committee Meeting

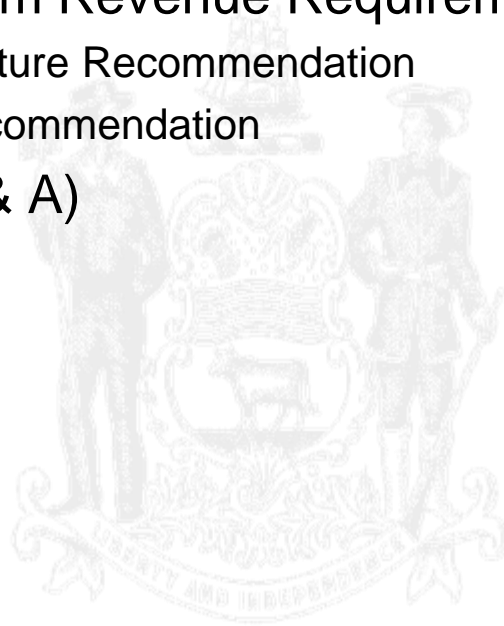
February 6, 2020



Blue Skies Delaware; Clean Air for Life

Agenda

- Introductions 5 min.
- 2021-2023 TV Program Revenue Requirements 60 min.
 - Permit Type Fee Structure Recommendation
 - Supplemental Fee Recommendation
- Open Discussion (Q & A) 15 min.
- Action Items 5 min.
- Closing Comments 5 min.




Committee Introductions



Blue Skies Delaware; Clean Air for Life

2021-2023 TV Program Revenue Requirements



Blue Skies Delaware; Clean Air for Life

2021-2023 TV Revenue Recap

Jan. 10, 2020

- **DAQ Projected Requirement \$3,964,885**
 - 29.95 TV funded FTEs and 58.0 FTE's Total
- **Chamber Projected Need \$3,943,834**
 - Established starting point for further discussion
- **Initial Chamber Proposal \$3,721,980**
 - Reduction of 2.3 Title V funded FTEs @ \$221,855
 - 27.65 TV funded FTEs and 53.0 FTEs total



Blue Skies Delaware; Clean Air for Life

2021-2023 TV Revenue Recap

Jan. 10, 2020

- Options Discussed:

- Chamber proposed to split the 2.3 FTEs @ \$110,928
- DAQ proposed 0.7 FTE reduction @ \$85,000

- Agreement:

- 0.7 FTE reduction and exemption from NM (Reg. 1102)
Application Fees
 - Must be an operating TV or SM facility in good standing

- Revenue Requirement = **\$3,858,834**



2021-2023 TV Revenue Recap

Jan. 10, 2020

- How do we get to **\$3,858,834**?
 - Current Fee Tables (Base & User) generate \$3,048,420
 - Base Fee = \$2,032,620
 - User Fee = \$1,015,800
 - Revenue Shortfall \$810,414
- Chamber proposed Permit Type Fee
 - TV Facilities = \$8,300
 - SM Facilities = \$5,600
 - Total Revenue = \$815,500



2021-2023 TV Revenue Recap

Jan. 10, 2020

- DAQ review of proposed Permit Type Fees
 - Compared percentage increase
 - Current Base and User Fees
 - Distribution of revenue shortfall appears inequitable
 - Inconsistent with past cycle fee tables and categories
 - Inconsistent with recent fee credit distribution
 - Opposite of normal distribution



Permit Type Fee Examples

Company Name	Class	Base Fee Cat	Base Fee	User Fee Cat	User Fee	Current Total Fees	Permit Type Fee	Proposed Total Fees	Percent Increase
Delaware City Refining Co-Delaware City	TV	A	\$277,020	1	\$350,000	\$627,020	\$8,300	\$635,320	1.32%
Indian River Power LLC	TV	E	\$57,000	3	\$60,000	\$117,000	\$8,300	\$125,300	7.09%
Calpine Mid-Atlantic Generation-Hay Road	TV	F	\$42,180	3	\$60,000	\$102,180	\$8,300	\$110,480	8.12%
Croda, Inc	TV	D	\$80,940	7	\$6,000	\$86,940	\$8,300	\$95,240	9.55%
Delaware Solid Waste Authority, Southern	TV	F	\$42,180	8	\$4,100	\$46,280	\$8,300	\$54,580	17.93%
Dover Air Force Base	TV	G	\$28,500	7	\$6,000	\$34,500	\$8,300	\$42,800	24.06%
Delaware Solid Waste Authority, Cherry Island	TV	G	\$28,500	7	\$6,000	\$34,500	\$8,300	\$ 42,800	24.06%
Hanover Foods Corporation	SM	H	\$18,240	9	\$3,950	\$22,190	\$5,600	\$ 27,790	25.24%
Tri-County Materials, LLC	SM	I	\$9,120	8	\$4,100	\$13,220	\$5,600	\$18,820	42.36%
Bilcare Research Inc	SM	J	\$5,700	9	\$3,950	\$9,650	\$5,600	\$15,250	58.03%
Coker Concrete Roving Crusher	SM	J	\$5,700	9	\$3,950	\$9,650	\$5,600	\$15,250	58.03%
Aearo Technologies LLC	TV	J	\$5,700	9	\$3,950	\$9,650	\$8,300	\$17,950	86.01%



Blue Skies Delaware; Clean Air for Life

2021-2023 TV Revenue Recap

Jan. 10, 2020

- DAQ proposed “Supplemental Fee”
 - Based on current Total Base and User Fees
 - Grouped into seven fee bands
 - Generates revenue = \$799,000



Blue Skies Delaware; Clean Air for Life

“Supplemental Fee” Option

Fee Cat	Current Total Base & User Fees	Facilities Per Category	Category Fee Amount	Revenue Per Category	TV Facilities Per Cat	SM Facilities Per Cat
1	Total Fees Greater than \$125,000	1	\$65,000	\$65,000	1	0
2	Total Fees \$100,000 - \$125,000	2	\$30,000	\$60,000	2	0
3	Total Fees \$50,000 - \$100,000	5	\$15,000	\$75,000	5	0
4	Total Fees \$25,000 - \$50,000	19	\$10,000	\$190,000	16	3
5	Total Fees \$15,000 - \$25,000	16	\$7,500	\$120,000	11	5
6	Total Fees \$10,000 - \$15,000	26	\$5,000	\$130,000	11	15
7	Total Fees < \$10,000	53	\$3,000	\$159,000	3	50
Total		122		\$799,000	49	73



Blue Skies Delaware; Clean Air for Life

Discussion



Blue Skies Delaware; Clean Air for Life

Title V Facility Changes Since 2018

Facility Changes				
			TV	SM
1000100083	Hanesbrands, Inc	SM		-1
1000300027	Formosa Plastics Corporation	TV	-1	
1000300083	Linde LLC	SM		-1
1000300106	AstraZeneca Pharmaceuticals, LLC-Fairfax	SM		-1
1000300593	Conectiv Thermal Systems	SM		-1
1000300929	Boxwood Industrial Park	TV	-1	
1000300907	Lars Recycling, LLC	SM		-1
1000500037	Nanticoke Memorial Hospital	SM		-1
1000500146	Perdue AgriBusiness, LLC	SM		-1
1000100067	Hirsh Industries, Inc	TV	-1	
1000500013	Allens Harim Foods LLC	SM		-1
1000100263	Christiana Materials - Farmington			1
1000300001	DHSS - Herman Holloway Campus	SM		1
1000300986	Port of Wilmington- Fumigation (New)	TV	1	
1000300622	GT USA Wilmington, LLC - Cranes (new)	TV	1	
		Net	-1	-6
	Projected 2021-2023	Totals	49	73



Blue Skies Delaware; Clean Air for Life


Action Items

■ DAQ Follow-up


1. ?
2. ?
3. ?

■ Committee Follow-up

1. ?
2. ?
3. ?



Director's Comments



February 6, 2020

Blue Skies Delaware; Clean Air for Life