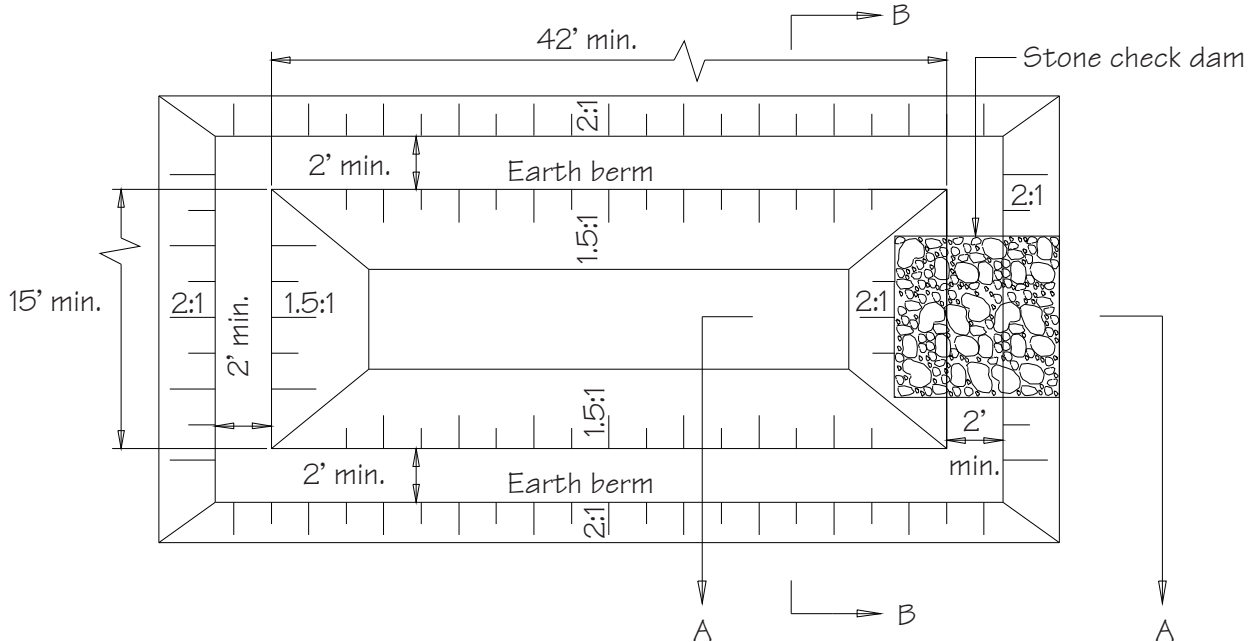
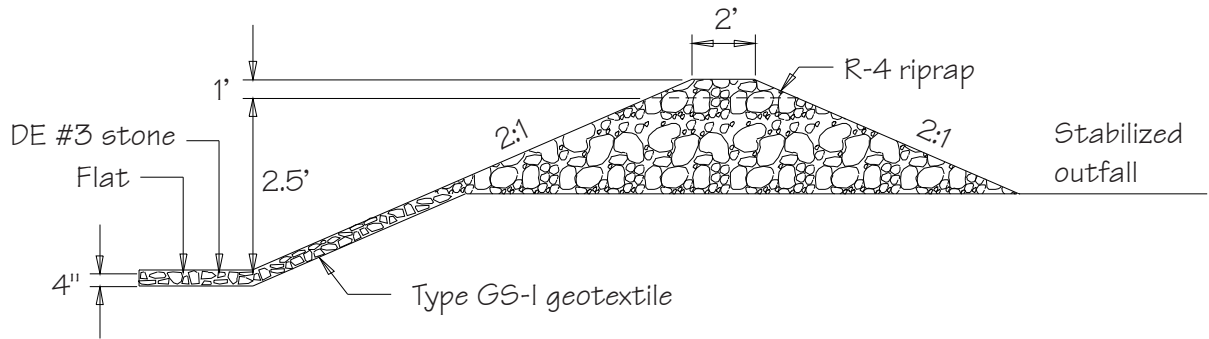


Standard Detail & Specifications

Dewatering Basin - Type 2



Plan



Section A-A

Source:

Adapted from
DeIDOT Stds. & Specs.

Symbol:



Detail No.

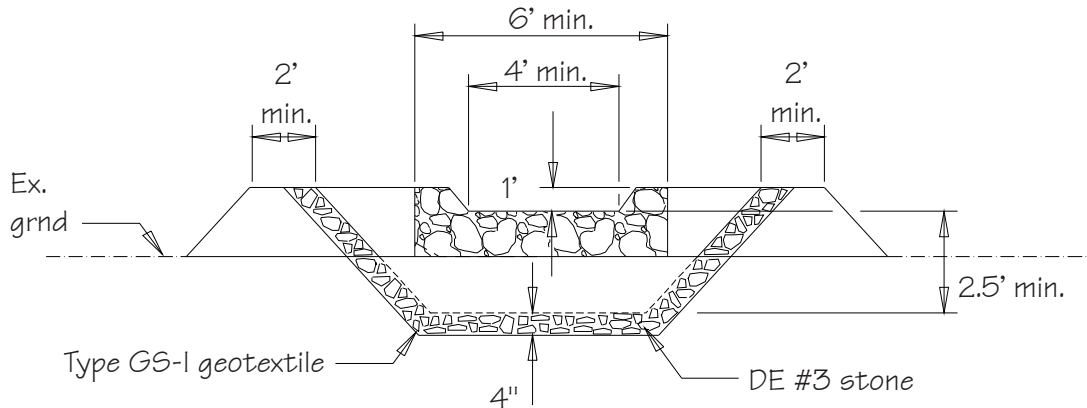
DE-ESC-3.2.4.2

Sheet 1 of 2

Effective July 2023

Standard Detail & Specifications

Dewatering Basin - Type 2



Section B-B

Construction Notes:

1. Length of the basin shall be based on the following formula:

$$\text{Top length (ft)} = 26 + .01 \times \text{pump discharge (gpm)}$$

2. Basin shall have a min. length of 42 feet, a min. width of 15 feet and a min. depth of 3.5 feet as measured from the floor to the top of the berm.
3. Excess excavated material shall be stockpiled in accordance with the approved plan and surface runoff shall be diverted around the basin.
4. The outfall from the basin to the receiving waters shall be stabilized. If used in conjunction with the installation of a coffer dam, dewatering shall begin no sooner than 12 hours after coffer dam is completed in order to allow settling of sediment produced during installation.
5. Pumping into the basin shall cease when the effluent from the basin becomes sediment-laden.
6. Accumulated sediment shall be removed and disposed of in an approved disposal area when the basin is filled to within 18 inches of the crest of the weir.

<p>Source:</p> <p style="text-align: center;">Adapted from DelDOT Stds. & Specs.</p>	<p>Symbol:</p> <div style="text-align: center; border: 2px solid black; width: 60px; height: 60px; margin: 0 auto; display: flex; align-items: center; justify-content: center;"> <p style="font-size: 24px; font-weight: bold; margin: 0;">DWB-2</p> </div>	<p>Detail No.</p> <p style="text-align: center;">DE-ESC-3.2.4.2 Sheet 2 of 2 Effective July 2023</p>
--	--	---