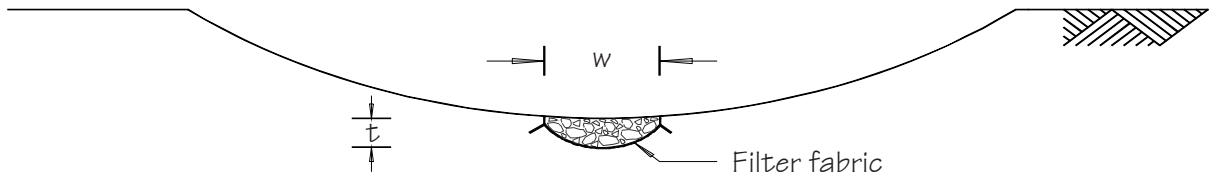
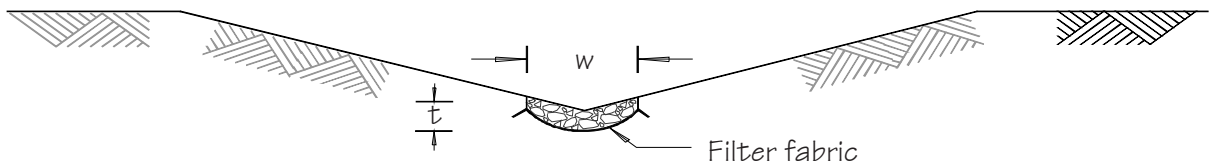


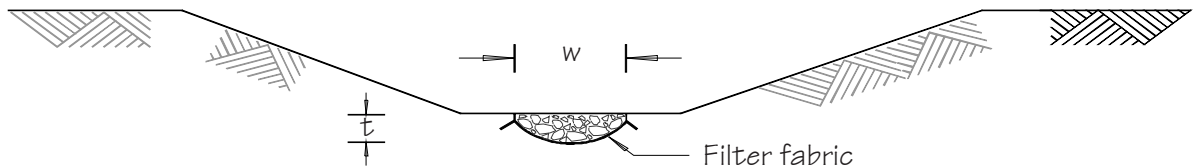
# Channel Stone Drain



Typical Section (Parabolic)



Typical Section (Triangular)



Typical Section (Trapezoidal)

Data

Width of stone section ( $w$ )  
Thickness of stone ( $t$ )  
Median stone size ( $d_{50}$ )

Source:

Adapted from  
VA E&S Manual

Symbol:

**— VC/(P/T) + SD —>**

Detail No.

**DE-ESC-3.3.3.4**

Sheet 1 of 1

Effective FEB 2019