Keying Fish Activity Part 2

Instructions:

Now you are ready to figure out the **name** of each of the fish.

Find the family name that you wrote down for Fish #1 on the answer sheet for **Part 1.** (It was Pupfishes.)

Look at the **Dichotomous Key Part 2** and find Pupfishes. You will see a picture of one fish in this family. Does it look like fish #1? Yes - Fish #1 is a Marsh Pupfish. Write this in the answer space below.

Use the same method to find the names of the other nine fish. In most of the families there are several fish to choose from. You can figure each fish out based on their appearance, their shape, and the fins of the fish. You may need to zoom in if you are looking at this virtually.

This activity is part of the Eco-Explorers virtual field trip program created by environmental educators at Delaware's Aquatic Resources Education Center. The Eco-Explorers program is supported by Sport Fish Restoration grants administered by the U.S. Fish and Wildlife Service, Wildlife and Sport Fish Restoration Program. Funds provided by this grant program are generated through federal excise taxes on fishing equipment and motorboat fuels purchased by sportsmen and sportswomen.

Dichotomous Key for Eco-Explorers – Part 2

Cyprinidae
Carps & Minnows

Common Carp
Cyprinus carpio
- Boney ray on dorsal and anal fins
- Barbels on corners of mouth



Common goldfish
Carassius auratus
- Long, even dorsal fin
- No barbels
- Curved belly

Golden shiner
Notemigonus crysoleucas
- Lateral line dips
- Sharp edge behind pelvic fins

Common Shiner
Luxilus cornutus
- Rusty color to bottom fins
- Straight lateral line

Cyprinodontidae
Pupfishes

Marsh Pupfish
Cyprinodon variegatus

Fundulidae
Killifishes

Mummichog
Fundulus heteroclitus
- Male - bright speckles
- Female - plain grey

Striped Killifish
Fundulus majalis
- Chisel shaped mouth

Spotfin Killifish
Fundulus luciae
- ♂ spot on dorsal fin
- Short dorsal fin
- 5cm or smaller



Banded Killifish
Fundulus diaphanus
- Pointy snout
- Square tail

Poeciliidae
Guppies

Eastern Mosquitofish
Gambusia holbrooki
- 8 cm or smaller



Moronidae
Temperate basses

White Perch
Morone americana
- Plain counter-shading
- Flat belly

White bass
Morone chrysops
- Faint lateral stripes
- Round belly
- No space between dorsal fins

Striped bass
Morone saxatilis
- Bold lateral stripes
- Round belly
- Space between dorsal fins

Percidae
Perches

Yellow Perch
Perca flavescens
- 6-7 vertical bands

Walleye
Stizostedion vitreum
- Milky eye
- Sharp teeth

Swamp Darter
Etheostoma fusiforme
- Tan belly
- 5cm or smaller



Bluefish
Pomatomus saltatrix
- Not really blue
- Long anal fin with 2 boney rays
- Sharp teeth



Sciaenidae
Croakers

Black Drum
Pogonias cromis
- 5-6 vertical bands
- Many barbels

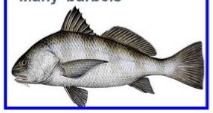

Atlantic Croaker
Micropogonias undulatus
- 3-point tail



Spot
Leiostomus xanthurus
- Distinctive spot by gill
- Mildly forked tail



Weakfish
Cynoscion regalis
- Sharp teeth
- Easily damaged



Centrachidae
Sunfishes

Black Crappie
Pomoxis nigromaculatus
- Speckled pattern
- Sloped head

Pumpkinseed Sunfish
Lepomis gibbosus
- Orange spot on gill flap

Bluegill
Lepomis macrochirus
- Gill flap completely dark

Largemouth Bass
Micropterus salmoides
- Deep notch in combined dorsal fin
- Mouth back past eye

There are many more fish species near AREC. However, they are not used for the Eco-Explorer program.

Aquatic Resources Education Center

Fish Images by Duane Raver

Images by Anthony Jackson / DNREC

Eco-Explorers Virtual Field Trip

Aquatic Resources Education Center, 2520 Lighthouse Road, Smyrna, DE 19977

Name_____ Date_____

1. The name for Fish #1 is_____
2. The name for Fish #2 is_____
3. The name for Fish #3 is_____
4. The name for Fish #4 is_____
5. The name for Fish #5 is_____
6. The name for Fish #6 is_____
7. The name for Fish #7 is_____
8. The name for Fish #8 is_____
9. The name for Fish #9 is_____
10. The name for Fish #10 is_____

Now that you're finished identifying the fish, move on to **Part 3—Identified Fish** to learn more about the fish you've just identified!

This activity is part of the Eco-Explorers virtual field trip program created by environmental educators at Delaware's Aquatic Resources Education Center.
The Eco-Explorers program is supported by Sport Fish Restoration grants administered by the U.S. Fish and Wildlife Service, Wildlife and Sport Fish Restoration Program. Funds provided by this grant program are generated through federal excise taxes on fishing equipment and motorboat fuels purchased by sportsmen and sportswomen.